


# BEFORE

## You Get Your Puppy



Dr. Ian Dunbar

# **BEFORE**

## **You Get Your Puppy**

**Dr. Ian Dunbar**

Free eBook Courtesy of:

[DogTrainingSingapore.org](http://DogTrainingSingapore.org)

With Permission From the Author  
and [www.JamesAndKenneth.com](http://www.JamesAndKenneth.com)



**James & Kenneth**  
P U B L I S H E R S



*Omaha*

BEFORE You Get Your Puppy

© 2001 Ian Dunbar

First published in 2001 by:

James & Kenneth Publishers  
2140 Shattuck Avenue #2406  
Berkeley, California 94704  
1-800-784-5531

James & Kenneth—UK  
Cathargoed Isaf, Golden Grove  
Carmarthen, Dyfed SA32 8LY  
01558-823237

Printed in the United States of America

All rights reserved. Except for brief quotations  
used in reviews, no part of this publication  
may be reproduced in any form without the  
written permission of the publisher.

IBSN 1-888047-00-3

Reprinted by [www.dogstardaily.com](http://www.dogstardaily.com)  
with permission of the author Dr. Ian Dunbar  
and James & Kenneth Publishers.  
This pdf may be duplicated and distributed for free.

# Contents

Foreword.....	6
Synopsis .....	8

## *Chapter One:*

<b>DEVELOPMENTAL DEADLINES ..</b>	<b>12</b>
1. Your Doggy Education .....	17
2. Evaluating Puppy's Progress .....	18
3. Errorless Housetraining .....	19
4. Socialization with People .....	20
5. Bite Inhibition.....	21
6. Preventing Adolescent Problems ....	22

## *Chapter Two:*

<b>YOUR DOGGY EDUCATION.....</b>	<b>24</b>
Which Type of Dog .....	27
Mixed Breed or Pure Breed? .....	29
Which Breed? .....	30
Movie DogStars .....	34
When to Get a Puppy.....	36
Where to Get a Puppy .....	37
Puppy vs. Adult .....	39
Shopping List.....	43

## *Chapter Three:*

<b>EVALUATING PUPPY'S PROGRESS..</b>	<b>44</b>
How to Select a Good Puppy .....	45
Handling and Gentling.....	46
Sound Sensitivity .....	47
Household Etiquette .....	48
Basic Manners .....	49
Personal Preference .....	49
Singleton Pups .....	51

## *Chapter Four:*

<b>ERRORLESS HOUSETRAINING ....</b>	<b>54</b>
When You Are Not at Home.....	55
Long-term Confinement .....	57
When You Are at Home.....	57
Short-term Confinement .....	58
Train Your Puppy to Train Himself ....	60
Errorless Housetraining .....	60
Housetraining 1-2-3 .....	61
So What's the Problem? .....	62
Doggy Toilet .....	71
Errorless Chewtoy-Training .....	72
What Is a Chewtoy?.....	74
Dinner from Chewtoys .....	75
Chewtoy Stuffing .....	77
Kong Stuffing 101 .....	78
Settle Down and Shush.....	79
What to Do at Nighttime .....	82
Sit, etc. ....	84
Misbehavior .....	87

## *Chapter Five:*

<b>PUPPY PRIORITIES .....</b>	<b>88</b>
-------------------------------	-----------

## *Chapter Six:*

<b>BOOKS and DVDS .....</b>	<b>97</b>
-----------------------------	-----------

*BEFORE You Get Your Puppy* is dedicated to all truly exceptional dog breeders, who care as much (if not more) about their dogs' physical and mental health as they do about their dogs' coat color and conformation.

To all knowledgeable veterinarians, who understand the crucially important role of early socialization and training for the prevention of predictable behavior and temperament problems.

To all caring and responsible puppy owners, who did their very best to choose, raise, and train their puppies to be good-natured and well-mannered companions.

And to all overworked pet dog trainers, shelter staff and volunteers, and animal rescue organizations, who try their best to solve the many problems created by other dog breeders, veterinarians, and dog owners who failed to grasp the big picture.



## Foreword

Sadly, the majority of puppies fail to live long enough to enjoy their second birthday. They suffer from the terminal illness of being unwanted—failing to live up to the promise and expectation of the Lassie–Benji–Eddie dream. Instead they develop a number of utterly predictable behavior, training, and temperament problems and are surrendered to animal shelters to play lotto with their lives. Many people blame irresponsible ownership for this tragic situation. I would cite lack of know-how. Most prospective puppy owners are simply unaware of the problems that lie ahead and unfortunately, they have little idea how to prevent or resolve them. Ironically, the demise of many dogs stems from novice owners following misleading, erroneous, and in some cases downright bad advice from out-of-date training books.

Dog owners' lack of know-how has to be the responsibility of all doggy professionals, including dog breeders, trainers, veterinarians, animal control officers, and shelter personnel. It is the fault of dog professionals like myself, who have failed to adequately advertise the much easier, quicker, gentler, and altogether more effective and efficient way of raising and training puppies.

This booklet will outline common, predictable puppy problems, provide a timetable for their development, and suggest a variety of dog-friendly preventative measures and

solutions, emphasizing the overwhelming importance of early socialization, confinement, prevention, and lure/reward training techniques.

Feeling that education can range from boring to hilarious, I have always tried to make my writing enjoyable as well as informative. However, a delicate balance always exists between education and entertainment, so I have also tried to stress the urgency of many of these ideas and repeatedly drive home the facts that new puppy owners absolutely need to know.

When choosing a puppy, you need to know how to determine whether his behavioral development and education are up to par. Assessing a pup's developmental and educational status depends on *your* education about puppy education.

Your pup's first month in your home is the most crucial developmental period of his life. This short, make-or-break period pretty much determines whether your puppy will develop into a well-mannered and good-natured companion that will bring joy to your life for many years to come, or whether your puppy will develop numerous, predictable behavior problems and grow up to be fearful and unfriendly. You stand at the crossroads. The course of your prospective puppy's development is in your hands.

To help you get a grasp on all the important information you need to learn, I have outlined six essential developmental deadlines, which form the backbone of this book. But before we explore these deadlines, let's get an overview of what to consider *before* you get your puppy. After introducing these ideas, we'll explore them in detail over the course of the book.

## Synopsis

If you have your heart set on raising and training a puppy, do make sure you train yourself beforehand. Remember, it takes only a few days to ruin an otherwise perfect puppy. Without a doubt, the most important developmental deadline comes before you even think of getting your puppy—*your* education about puppy education!

Many first-time puppy owners are surprised when they discover their new companion bites, barks, chews, digs, and marks the house with urine and feces. Yet these are all perfectly normal, natural, and necessary doggy behaviors.

Your canine newcomer is just itching to learn human house manners. He wants to please, but he has to know how to please. It's no good keeping house rules a secret. Somebody has to tell the puppy. And that somebody is you.

Before inviting a puppy to share your life, surely it is only wise and fair to find out beforehand what you might expect from a normal developing puppy, which behaviors and traits you consider unacceptable, and how to modify the pup's inappropriate behavior and temperament accordingly. Specifically, owners need to know how to teach the youngster where to eliminate, what to chew, when to bark, where to dig, to sit when greeting people, to walk calmly on-leash, to settle down and shush when requested, to inhibit his otherwise quite normal biting behavior, and to thoroughly



enjoy the company of other dogs and people—especially children, men, and strangers.

Whether selecting your prospective pup from a professional breeder or from a family breeding a litter for the very first time, the criteria are the same. Look for puppies raised indoors around human companionship and influence—specifically around people who have devoted lots of time to the puppies' education.

Your puppy needs to be prepared for the clamor of everyday domestic living—the noise of the vacuum cleaner, pots and pans dropping in the kitchen, football games screaming on the television, children crying, and adults arguing. Exposure to such stimuli while his eyes and ears are still developing allows the puppy (with his blurred vision and muffled hearing) to gradually become accustomed to sights and sounds that might otherwise frighten him when older.

Avoid pups that have been raised in an outdoor run or kennel. Remember, you want a puppy to share your home, so look for a puppy that has been raised in a home. Basement- and kennel-raised puppies are certainly not pet-quality dogs. They are "livestock" on par with veal calves and battery hens. They are neither housetrained nor socialized, and they do not make good companions. Look for litters that have been born and raised in a kitchen or living room.

Choosing a breed is a very personal choice—your choice. But you will save yourself a lot of unnecessary problems and heartbreak if your choice is an informed and educated one. Choose the breed you like, investigate breed-specific qualities and problems, and then research the best way to raise and train your pup. Make sure you test drive several adult dogs of your selected breed or type before you make your final choice. Test driving adult dogs will quickly teach

## BEFORE YOU GET YOUR PUPPY

you everything you need to know about a specific breed. Test driving adult dogs will also pinpoint gaps in your education about dog behavior and training.

Regardless of your choice, please do not kid yourself that you will get a "perfect" adult dog simply by selecting the "perfect" breed and the "perfect" individual puppy. Any puppy can become a marvelous companion if appropriately socialized and trained. And, no matter what the breed or breeding, any puppy can also become a doggy delinquent if not properly socialized and trained. Please make an intelligent, researched choice when selecting your puppy, but remember: appropriate socialization and training is the single biggest factor determining how closely the dog will approach your view of perfection in adulthood.

No matter your eventual choice—success or failure is entirely in your hands. Your puppy's behavior and temperament now depend completely on good husbandry and training.

Your puppy's living quarters need to be designed so that housetraining and chewtoy-training are errorless. Each mistake is a potential disaster, since it heralds many more to come.

Long-term confinement prevents your puppy from learning to make mistakes around the house, and allows your puppy to teach himself to use an appropriate toilet, to settle down quietly and calmly, and to want to chew appropriate chewtoys. Confinement with chewtoys stuffed with kibble and treats teaches your puppy to enjoy his own company and prepares him for those times when he might be left at home alone.

Short-term close confinement also prevents your puppy from learning to make mistakes around the house, while allowing your puppy to teach himself to settle down quietly and calmly, and to want to chew appropriate chewtoys. Additionally, short-term confinement enables you to accurately

predict *when* your puppy needs to relieve herself, so that you may take your puppy to an appropriate toilet area and reward her for using it. The knack of successful housetraining focuses on being able to predict when your puppy "wants to go."



*Your puppy's playroom (long-term confinement area) requires a comfortable bed, a fresh supply of water, a chewtoy, and a toilet. Long-term confinement prevents mistakes around the house and encourages the pup to use her doggy toilet and chewtoys.*

*Short-term confinement allows you to predict when your puppy needs to go.*

## CHAPTER ONE

# The Developmental Deadlines

**F**rom the moment you choose your puppy, there is some considerable urgency regarding socialization and training. There is no time to waste. Basically, an adult dog's temperament and behavior habits (both good and bad) are shaped during puppyhood—very early puppyhood. In fact, some puppies are well on their way to ruin by the time they are just eight weeks old. It is especially easy to make horrendous mistakes when selecting a pup and during his first few days at home. Such mistakes usually have an indelible effect, influencing your pup's behavior and temperament for the rest of his life. This is not to say that unsocialized and untrained eight-week-old pups cannot be rehabilitated. They can, if you work quickly. But while it's easy to prevent behavior and temperament problems from the beginning, rehabilitation can be both difficult and time-consuming, and it is unlikely that your pup will ever become the adult dog he or she could have been.

Learn how to make intelligent choices when selecting your pup. Learn how to implement a course of errorless housetraining and errorless chewtoy-training the moment your puppy arrives at her new home. Any housesoiling or chewing mistake you allow your puppy to make is absolute silliness and absolute seriousness: silliness because you are creating lots of future headaches for yourself, and seriousness because millions of dogs are euthanized each year simply because their owners did not know how to housetrain or chewtoy-train them.





*Nancy's house after a Shepherd party! Chewtoys stuffed with food would provide the dogs with appropriate amusement and occupational therapy to pass the time when left at home alone.*

If your pup is *ever* left unsupervised indoors he will most certainly chew household articles and soil your house. Although these teeny accidents do little damage in themselves, they set the precedent for your puppy's choice of toys and toilets for many months to come.

You should treat any puppy housesoiling or house-destruction mistake as a potential disaster, since it predicts numerous future mistakes from a dog with larger bladder and bowels and much more destructive jaws. Many owners begin to notice their puppy's destructiveness by the time he is four to five months old, when the pup is characteristically relegated outdoors. Destruction is the product of a puppy's boredom, lack of supervision, and a search for entertainment. Natural inquisitiveness prompts the lonely pup to dig, bark, and escape



## BEFORE YOU GET YOUR PUPPY

*Allowing a single housesoiling mistake is a disaster since it sets the precedent for your puppy's toilet area and signals many more mistakes to come.*



in his quest for some form of occupational therapy to pass the day in solitary confinement. Once the neighbors complain about the dog's incessant barking and periodic escapes, the dog is often further confined to a garage or basement. Usually though, this is only a temporary measure until the dog is surrendered to a local animal shelter to play the lotto of life.



*Digging, barking, and escaping are usually secondary problems of unhousetrained adolescent dogs which have been relegated to a life of solitary confinement and boredom in the yard. Housetrain your dog, and then you may leave him indoors. Magically, the digging and escaping problems will disappear.*



*One of the best ways to reduce excessive barking is to teach your puppy to speak on cue. Training your pup to bark on request facilitates teaching him to shush on request, since you may now shush-train the pup at your convenience. Instead of trying to quieten your puppy when he is excitedly barking, you may request your pup to bark and so teach shush at times when the pup is calm and focussed.*

Fewer than 25 percent of surrendered dogs are adopted, of which about half are returned as soon as the new owners discover their adopted adolescent's annoying problems.

The above summarizes the fate of many dogs. This is especially sad because all these simple problems could be prevented so easily. Housetraining and chewtoy-training are hardly rocket science. But you do need to know what to do. And you need to know what to do *before* you bring your puppy home.

As soon as your puppy comes home, the clock is running. Within just three months, your puppy will need to meet six

crucial developmental deadlines. If your puppy fails to meet any of these deadlines, he is unlikely to achieve his full potential. In terms of your dog's behavior and temperament, you will probably be playing catch-up for the rest of your dog's life. Most important of all, you simply cannot afford to neglect the socialization and bite inhibition deadlines.

### **SIX DEVELOPMENTAL DEADLINES**

- 1. Your Doggy Education** (before searching)
- 2. Evaluating Puppy's Progress** (before selection)
- 3. Errorless Housetraining** (before homecoming)
- 4. Socialization with People** (by 12 weeks of age)
- 5. Bite Inhibition** (by 18 weeks of age)
- 6. Preventing Adolescent Problems** (by five months)

If you already have a puppy and feel that you are behind, do not throw in the towel. You must acknowledge, however, that you are well behind and that your puppy's socialization and education are now a dire emergency. Immediately do your best to catch up. Call a pet dog trainer at once. To locate a Certified Pet Dog Trainer (CPDT) in your area contact the Association of Pet Dog Trainers at 1-800-PET-DOGS or [www.apdt.com](http://www.apdt.com). Invite family, friends, and neighbors to help you with your puppy's remedial socialization and training. Maybe take a week or two off of work to devote to your puppy. The younger your puppy, the easier and quicker it is to catch up on its developmental timetable and minimize losses. Every day you delay, however, makes it harder.

## 1. *Your* Doggy Education



*Planning for a new puppy begins with the owner's education about puppy education.*


Before you look for your perfect puppy, you need to know what sort of dog to look for, where to get it, and when to get it. An educated choice is generally far better than an impulsive puppy purchase. Additionally, you need to thoroughly familiarize yourself with the developmental deadlines; they become urgent and crucial the day you select your puppy. Take your time to review this booklet, observe a number of puppy classes, and then make a thoughtful choice. Your dog's future depends on it.



## 2. Evaluating Puppy's Progress

Before you select your puppy (usually at eight weeks of age), you need to know how to select a good breeder and how to select a good puppy. Specifically, you need to know how to assess your puppy's behavioral development. By eight weeks of age, your puppy must have become thoroughly accustomed to a home physical environment, especially to all sorts of potentially scary noises; your puppy should already have been handled by many people, especially men, children, and strangers; your puppy's errorless housetraining and chewtoy-training should be underway; and your puppy should already have a rudimentary understanding of basic manners. At the very least, your puppy should come, sit, lie down, and roll over when requested. In other words, in preparation for household living, the litter of puppies must have been raised indoors and around people and not in some secluded backyard or fancy kennel.

*This candidate for  
Rocky Mountain  
Search and Rescue  
was carefully selected  
at eight weeks of age  
from a carefully  
selected litter.*





### 3. Errorless Housetraining

You need to ensure that an errorless housetraining and chewtoy-training program is instituted the very first day your puppy comes home. This is so important during the first week, when puppies characteristically learn good or bad habits that set the precedent for weeks, months, and sometimes years to come.


Be absolutely certain that you fully understand the principles of long-term and short-term confinement before you bring your new puppy home. With a long-term and short-term confinement schedule, housetraining and chewtoy-training are easy,



efficient, and errorless. During her first few weeks at home, regular confinement (with chewtoys stuffed with kibble) teaches the puppy to teach herself to chew chewtoys, to settle down calmly and quietly, and not to become a recreational barker. Moreover, short-term confinement allows you to predict when your puppy needs to relieve herself, so that you may take her to the right spot and reward her for eliminating.

## 4. Socialization with People

*Puppies must be socialized to people,  
especially men and children,  
before they are three months old.*



The Critical Period of Socialization ends by three months of age! This is the crucial developmental stage during which puppies learn to accept and enjoy the company of other dogs and people. Thus your puppy needs to be socialized to people by the time he is twelve weeks old. However, since his series of puppy immunization injections is incomplete at this point, a young pup needs to meet people in the safety of his own home. As a rule of thumb, your puppy needs to have met at least a hundred different people before he is eight weeks old and then meet an additional hundred people during his first month at home. Not only is this easier to do than it might sound, it's also lots of fun.

## 5. Bite Inhibition

Bite inhibition is the single most important lesson a dog must learn. Adult dogs have teeth and jaws that can hurt and harm. All animals must learn to inhibit use of their weapons against their own kind, but domestic animals must learn to be gentle with all animals, especially people. Domestic dogs must learn to inhibit their biting toward all animals, especially toward other dogs and people. The narrow time window for developing a "soft mouth" begins to close at four-and-a-half months of age, about the time when the adult canine teeth first show. Providing your puppy with an ideal forum to learn bite inhibition is the most pressing reason to enroll him in puppy classes before he is eighteen weeks old.



*Bite inhibition is all-important. Puppies must learn to inhibit the force of their biting before they are taught to stop biting and mouthing altogether.*

## 6. Preventing Adolescent Problems



*Maintaining socialization requires ongoing socialization throughout puppyhood, adolescence, and adulthood. Your dog will continue to gain confidence with continued exposure to unfamiliar people, to unfamiliar dogs, and to unfamiliar situations.*

To ensure that your well-rounded and well-schooled puppy remains a mannerly, well-socialized, and friendly dog throughout adulthood, your dog needs to meet unfamiliar people and unfamiliar dogs on a regular basis. In other words, your dog needs to be walked at least once a day. Your puppy may be taken for rides in the car and to visit friends' houses as early as you like. Start walking your puppy as soon as your veterinarian says it's safe to do so.

*BEFORE You Get Your Puppy* addresses the first three developmental deadlines, covering the search and selection for a suitable puppy and his first week at home. The first three developmental deadlines are extremely urgent and crucial, and leave no room for mistakes. A second booklet—*AFTER You Get Your Puppy*—addresses the final three developmental deadlines, covering the first three months the puppy is in your home. The clock is still running, but you do have three months to get things done.



## CHAPTER TWO

### *THE FIRST DEVELOPMENTAL DEADLINE*

# Your Doggy Education

(Before You Search for Your Puppy)

**W**ithout a doubt the most important developmental deadline comes before you even begin your search for a puppy: namely, *your* education about puppy education. Just as you would learn how to drive before setting off in a car, you should learn how to raise and train a puppy before you get one.

Some owners want heaven and earth from their pups; others only demand magic and miracles. Owners want the puppy to be perfectly well-behaved and to amuse herself when left at home alone for hours on end. And they assume the pup will magically grow up to act this way without guidance.

It is simply not fair to keep house rules a secret from your puppy, only to moan and groan when she predictably finds doggy ways to entertain herself and break rules she didn't even know existed. If you have house rules, somebody needs to teach them to the puppy. And that somebody is you.

Luckily, dogs have their natural activity peaks at dawn and dusk, so many are quite happy to settle down and snooze the day away. However, some dogs are not. Some dogs are simply more active than others, and when left at home alone become exceedingly stressed and may destroy the house and garden in the space of a day.

## CHAPTER TWO - YOUR DOGGY EDUCATION

Puppy owners are often surprised when their new puppy bites, barks, chews, digs, and decorates the floors with urine and feces. Yet this is what dogs do. How did you expect your dog to communicate? To moo? To meow? And what did you expect your dog to do to pass the time of day? Housework? To mop and clean floors and dust the furniture? Or to amuse herself reading books, watching television, or doing macrame?

Many owners appear to be at a further loss when confronted by utterly predictable problems, such as jumping up, pulling on-leash, and expressing the boundless energy and exuberance accompanying doggy adolescence. Additionally, owners are incredulous if their adolescent or adult dog bites or fights. When dogs are undersocialized, harassed, abused, frightened, or otherwise upset, what do we expect them to do? Call a lawyer? Of course they bite! Biting is as normal an ingredient of canine behavior as wagging the tail or burying a bone.

Before inviting a puppy to share your life, surely it is only wise and fair to find out beforehand what you might expect



## BEFORE YOU GET YOUR PUPPY

*Dogs are dogs.  
Not surprisingly,  
puppies behave like  
dogs: they chew, dig,  
bark, communicate  
largely via body  
language and p-mail,  
and spend much of  
their free time  
sniffing rear ends.*



from a normal developing puppy, which behaviors and traits you might consider unacceptable, and how to modify the pup's inappropriate behavior and temperament accordingly. Specifically, owners need to know how to teach the youngster when to bark, what to chew, where to dig, where to perform his toilet duties, to sit when greeting people, to walk calmly on-leash, to settle down and shush when requested, to inhibit his otherwise normal biting behavior, and to thoroughly enjoy the company of other dogs and of people, especially men, strangers, and children.

It is vital that you know *what* and *how* to teach your puppy, *before* you get him. So in addition to this book, read other books, watch videos, observe puppy training classes, and above all, test drive as many adult dogs as possible. Talk to owners at puppy class and discover what types of problems they are experiencing. New puppy owners are ruthlessly honest when describing their puppy's problems.



## Which Type of Dog?

There are many things to consider when choosing a puppy, including which breed or type, and the optimal age of acquisition. Obviously, you want to choose a dog that is best



suited to you and your lifestyle. Rather than listing my preferences, I will discuss some of the more important guidelines.

First, please do not kid yourself that all you have to do is select the "perfect" breed and the "perfect" individual puppy and he will automatically grow up

into the "perfect" adult dog. Any puppy can become a marvelous companion if appropriately socialized and trained. And, no matter what his breed or breeding, any puppy can become a doggy delinquent if not properly socialized and trained. Please make an intelligent, researched choice when selecting your puppy, but remember: appropriate socialization and training is the single biggest factor determining how closely the dog will approach your view of perfection in adulthood.

Second, seek advice from the best sources. Common mistakes are to take breed advice from veterinarians, health advice from breeders, and all-important behavior and training advice from veterinarians, breeders, and pet-store personnel. The best plan is to seek training and behavior advice from trainers and behavior counselors, health advice from veterinarians, breed advice from breeders, and product advice

## BEFORE YOU GET YOUR PUPPY

from pet-store personnel. And if you really want to know what's going on, check out a local puppy class and chat with the owners; they'll give you the cold, hard facts regarding what it's really like to live with a puppy.

Third, seek advice from several sources and evaluate all advice carefully. Apply the common sense principle: does it make sense to you? Is the advice relevant to your family and your lifestyle? Whereas most advice is sound, some can be irrelevant, hypocritical, preachy or questionable. And occasionally, "advice" can be just downright bad.

Example 1: One breeder told a couple they could not buy a puppy unless they had a fenced yard and one of them was home all day. Yet the breeder herself had no fenced yard and her twenty or so dogs lived in crates in a kennel a good forty yards away from her house and any hope of human companionship. Duh!??

Example 2: Many people are advised not to get a large dog if they live in an apartment. On the contrary! As long as they receive regular walks, large dogs make wonderful apartment companions. Compared with smaller dogs, large dogs often settle down better and bark less. Many little dogs exasperate owners and neighbors by being active and noisy, and running amuck. Smaller dogs make wonderful apartment companions, however, so long as they are trained to settle down and shush.

Example 3: Many veterinarians advise that Golden Retrievers and Labrador Retrievers are the best dogs with children. All breeds of dog can make good companions for children, provided that they have been trained how to act around children, and provided that the children have been taught how to act around dogs! Otherwise, dogs—including Goldens and Labs—are likely to be frightened and irritated by children, or excited and incited by their antics.



Remember, you are selecting a puppy to live with you for a good long time. Choosing a puppy to share your life is a very personal choice—your choice. You will save yourself a lot of unnecessary problems and heartbreak if your choice is an informed and educated one.

In reality, though, people seldom pay heed to well-meaning advice and usually end up choosing with their heart instead of their head. Indeed, many people end up choosing a dog along the same lines as they might choose a lifelong human companion: based on coat color, conformation, and cuteness. But regardless of the many reasons for selecting a particular puppy—whether pedigree, conformation, cuteness, or general health—the success of the endeavor ultimately depends almost entirely on the pup's education regarding appropriate behavior and training.

### Mixed Breed or Pure Breed?



Again, this decision is a personal choice that only you can make. The most obvious difference is that pure breeds are more predictable in terms of looks and behavior, whereas each mixed breed is utterly unique—one of a kind.

Regardless of your personal preference for attractiveness, attentiveness, and activity, you would do well to consider general health and life expectancy. By and large, due to lack of inbreeding, mixed

breeds are healthier genetic stock; they tend to live longer and have fewer health problems. On the other hand, at a pure-breed kennel, it is possible to check out the friendliness, basic manners, general health, and life expectancy of several generations of your prospective puppy's forebears.

### Which Breed?

I am strongly opposed to suggesting breeds for people. Recommending specific breeds may sound like helpful and harmless advice, but it is insidiously dangerous and not in the best interests of dogs or of dog-owning families. Advice either for or against specific breeds often leads owners to believe that training is either unnecessary or impossible. Thus many poor dogs grow up without an education.

Breed recommendations often lead unsuspecting owners to believe that once they have selected the right breed, there is nothing more to do. Thinking they have the best possible breed, many owners suffer the misconception that training is unnecessary and so don't bother. This, of course, is when things start to go downhill.

Even more disturbing, when certain breeds are recommended, other breeds are automatically being advised against. "Experts" often suggest that certain breeds are too big, too small, too active, too lethargic, too fast, too slow, too smart, or too dumb, and therefore too difficult to train. Well, we know that regardless of helpful "advice," people are probably going to pick the breed they wanted in the first place. But now they may feel disinclined to train the puppy, feeling that the process is going to be difficult and time consuming. Furthermore, owners may rationalize their negligence by citing any one of the pack of convenient excuses listed above.

## CHAPTER TWO - YOUR DOGGY EDUCATION

Breed is a very personal choice. Choose the breed you like, investigate breed-specific qualities and problems, and then research the best way to raise and train your pup. If you select what others consider an easy breed to raise and train, train your pup so that he becomes the very best individual—an ambassador—of that breed. And if you select a breed that some people consider difficult to raise and train, train him, train him, and train him, so that he becomes the very best example—an ambassador—of that breed.

Regardless of your eventual choice, and certainly once you have made it, success or failure is now entirely in your hands. Your puppy's behavior and temperament now depend completely on good husbandry and training.

When evaluating different breeds, the good points are obvious. What you need to find out are the breed's bad points. You need to investigate potential breed-specific (or line-specific) problems and to know how to deal with them. If you want to find out more about a specific breed, find at least six adult dogs of the breed you have selected. Talk to their owners



## BEFORE YOU GET YOUR PUPPY

at length, but most importantly, meet the dogs! Examine and handle them; play with them and work them. See if the dogs welcome being petted by a stranger—you. Will they sit? Do they walk nicely on leash? Are they quiet or noisy? Are they calm and collected, or are they hyperactive and rambunctious? Can you examine their ears, eyes, and rear end? Can you open their muzzle? Can you get them to roll over? Are the owners' houses and gardens still in good condition? And most important, do the dogs like people and other dogs?

Learn what to expect, because when your eight-week-old puppy comes home, he will grow up with frightening speed. In just four month's time your pup will develop into a six-month-old adolescent that has gained almost adult size, strength, and speed, while at the same time retaining many puppy constraints on learning. Your puppy has so much to learn before he collides with impending adolescence.

In terms of personality, behavior, and temperament, please be aware that dogs of the same breed may show considerable variation. If you have siblings or more than one child you



*Basic handling exercises are the most important aspect of "test driving" different dogs. Make sure each dog enjoys being gently restrained (snuggled, cuddled, and hugged) as you examine his ears, muzzle, and paws.*



probably appreciate the incredible range of temperaments and personalities of children from the same parents. Dogs are similar. Indeed, there may be as much variation of behavior among individuals of the same litter as there is among dogs of different breeds.

Environmental influences (socialization and training) exert a far greater impact on desired domestic behavior and temperament than genetic heredity. For example, the temperamental differences between a good (educated) Malamute and a bad (uneducated) Malamute or between a good Golden Retriever and a bad Golden Retriever are much greater than temperamental differences between a Golden and a Malamute with an equivalent experiential and educational history. A dog's education is always the biggest factor determining its future behavior and temperament.

Please make sure you fully understand the above paragraph. I am not saying training necessarily has a greater effect on dog behavior than genetic heredity. Rather, I am



*The author with  
DogStar Moose  
and trainer  
Mathilde DeCagny  
at the Association  
of Pet Dog Trainers  
Annual Conference  
in San Diego.*



stating quite categorically that attaining a desired domestic dog behavior is almost entirely dependent on socialization and training. For example, dogs bark, bite, urine mark, and wag their tails largely for genetic reasons—because they are dogs. The frequency of their barks, however, the severity of their bites, the location of their urine marks, and the enthusiasm of their tail wags depends pretty much on the nature of their socialization and training. Your dog's domestic success is in your hands.

## Movie DogStars

When selecting a breed, don't be duped by celebrity dogs appearing in films or on television. These dogs are highly trained canine actors. In fact, Lassie has been played by at least eight different canine actors. The dogs are acting, and often the requirements of their role mask their true breed and individual characteristics. This is no different from Anthony Hopkins playing Hannibal Lecter in *The Silence of the Lambs* and C. S. Lewis in *Shadowlands*—two very different roles, and both of them completely different from what we may suppose is the real Anthony Hopkins. It's acting, and in a sense you need to teach your puppy how to act—that is, how to act appropriately in a variety of domestic settings, such as the living room and the park.

Eddie (Moose) appears to be calm and controlled on the set of *Frasier*, because Moose the Active was trained to be calm and controlled to play the role of Eddie. Moreover, Eddie's endearing television demeanor and his acquired social savvy, charming manners, and acting skills have successfully overcome his original delinquent disposition.



Here follows an extract from "Doggy Dialogues"—an interview between yours truly, Moose, and his trainer, Mathilde DeCagny.

(Excerpts from "Doggy Dialogues" are reprinted from *The Bark* with permission of the publishers.)

ID: What is Moose really like?

MD: Moose has his own personality! I got him when he was about two years old and he was a terror—a tyrant—selfish and mischievous with lots of negativity. He'd constantly try to escape, he'd chase squirrels, he'd get into trash and into dogfights. His recall was nonexistent. I could never get him to come back to me. And I wasn't the first one who had tried. He would pee everywhere and he was just very, very...

ID: He sounds like a normal human movie star.

MD: Absolutely! But he's changed so much. He's a different dog. He's interested in training and he loves the idea of being busy. He has always been impatient—no patience whatsoever. It was always Moose, Moose, Moose—right now, right now. So through the years I've taught him to be more patient and to be a little nicer with me. Originally he was extremely independent and didn't care about being petted. He had owners before me who just couldn't cope with him because there was no giving on his end. Now he's very affectionate.

## When to Get a Puppy

Aside from the obvious answer—not before you are ready—the time to get a dog is when you have completed your doggy education. And when the pup is ready.

An important consideration is the age of the pup. Most puppies change homes at some time in their life, usually from the home where they were born to the homes of their new human companions. The optimal time for a puppy to change homes depends on many variables, including his emotional needs, his all-important socialization schedule, and the level of doggy expertise in each household.

Leaving home can be traumatic, and limiting the pup's emotional trauma is a prime consideration. If the puppy leaves home too early, he will miss out on early pup-pup and pup-mother interactions. And since the first weeks in a new home are often spent in a doggy social vacuum, the developing puppy may grow up undersocialized toward his own kind. On the other hand, the longer the puppy stays in his original home the more attached he becomes to his doggy family and the harder the eventual transition. A delayed transition also postpones all-important socialization with the new family.

Eight weeks of age has long been accepted as the optimal time to acquire a new pup. By eight weeks, sufficient dog-dog socialization has taken place with mother and litter mates to tide the puppy over until he is old enough to safely meet and play with other dogs in puppy class and dog parks. Yet the puppy is still young enough to form a strong bond with the members of his new family.

The relative level of doggy expertise in each home is a vital consideration in determining whether the puppy is better off staying longer in his original home or leaving earlier to live with

his new owners. It is often assumed that breeders are experts and owners are rank novices, so that it makes sense to leave the pup with the breeder as long as possible. A conscientious breeder is usually better qualified to socialize, housetrain, and chewtoy-train the puppy. When this is true, it makes sense to get the puppy when he is older. (In fact, I often ask novice owners whether they have considered a socially mature and well-trained adult dog as an alternative to a young pup.)

This of course presupposes the breeder's superior expertise. Unfortunately, just as there are excellent, average, novice, and irresponsible owners, there are also excellent, average, novice, and irresponsible breeders. With the combination of an experienced owner and a less-than-average breeder, the puppy would be better off moving to his new home as early as possible, certainly by six to eight weeks at the latest. If you feel you are a qualified puppy raiser but the breeder will not let you take your pup home before eight weeks of age, look elsewhere. Remember, you are searching for a puppy to live with you, not with the breeder. In fact, you might be better off looking elsewhere anyway, since a less-than-average breeder probably produces less-than-average puppies.

### Where to Get a Puppy

Whether selecting your prospective pup from a professional breeder or from a family breeding a litter for the very first time, the criteria are the same. First, look for puppies raised indoors around human companionship and influence. Avoid pups raised in an outdoor run or kennel. Remember, you want a puppy to share your home, and so look for a puppy that has been raised in a home. Second, assess your prospective puppy's current socialization and education status. Regardless of breed, breeding, pedigree, and lineage, if your prospective puppy's

## BEFORE YOU GET YOUR PUPPY

socialization and training programs are not well underway by eight weeks of age, he is already developmentally retarded.

A good breeder will be extremely choosy in accepting prospective puppy buyers. A prospective owner should be equally choosy when selecting a breeder. A prospective owner can begin to evaluate a breeder's expertise by noting whether she ranks the puppies' mental well-being and physical health above their good looks. Assess several factors: whether the breeder's adult dogs are all people-friendly and well-trained; whether your prospective puppy's parents, grandparents, great-grandparents, and other relations live to a ripe old age; and whether your prospective pup is already well-socialized and well-trained.

Friendly dogs are self-apparent when you meet them, and so meet as many of your prospective puppy's relatives as possible. Friendly dogs are living proof of good socialization by a good breeder.

Beware the breeder who is only willing to show you puppies. First, a good breeder will take the time to see how you get along with adult dogs before letting you anywhere near the pups. A good breeder wouldn't let you leave with a puppy if you didn't know how to handle an adult dog, which your puppy will be in just a few months. Second, you want to evaluate as many adult dogs as possible from your prospective puppy's family and line before you let a litter of supercute puppies steal your heart. If all the adult dogs are people-friendly and well-behaved, it is a good bet that you have discovered an exceptional breeder.

The single best indicator of general health, good behavior, and temperament is the overall life expectancy of a kennel line. Check to see that your prospective puppy's parents, grandparents, great-grandparents, and other relations are still alive and healthy or that they died at a ripe old age.



Conscientious breeders will have telephone numbers readily available for previous puppy buyers and for the breeders of the other dogs in your prospective puppy's pedigree. If the breeder is not eager to share information regarding life expectancy and the incidence of breed-specific diseases, look elsewhere. You will eventually find a breeder who will accommodate your concerns. Before you open your heart to a young pup, you certainly want to maximize the likelihood that the two of you will be spending a long and healthy life together. Additionally, long-lived dogs advertise good temperament and training, since dogs with behavior and temperament problems generally have short life expectancies.

Your ultimate evaluation of a breeder centers on the behavior and temperament of their puppies as well as their estimated life expectancy. (See the Second Developmental Deadline.) Similarly, the search for a good puppy depends on finding a good breeder. The puppies' physique, behavior, and temperament all reflect the breeder's expertise. Thus, searching for a good breeder and selecting a quality puppy pretty much go hand in hand.

### Puppy vs. Adult

Before rushing ahead and getting a puppy, it's a good idea to at least consider the pros and cons of adopting an adult dog. There are certainly several advantages to getting a pup, the foremost being you may mold the puppy's behavior and temperament to suit your own particular lifestyle. This, of course, presumes you know how to train and have the time to do it. Sometimes you might not. And so in a lot of ways an adolescent or adult dog with a Kennel Club obedience title

## BEFORE YOU GET YOUR PUPPY

*Little brown dog Oliver  
(adopted from the Chicago  
Heights Humane Society  
at nine months of age)  
has now graduated  
to NPD Status  
(Near Perfect Dog).*



and a Canine Good Citizenship Test may make a more suitable companion—especially for a two-income family whose members barely have the time to get together as a family themselves.

Additionally, a two-year-old (or older) adult dog's habits, manners, and temperament are already well established, for better or for worse. Traits and habits may change over time, but compared with the behavioral flexibility of young puppies, an older dog's good habits are as resistant to change as their bad habits. Consequently, it is possible to test drive a number of adult shelter dogs and select one free of problems and with an established personality to your liking.

Adopting an adult dog from an animal shelter or rescue organization can be a marvelous alternative to raising a puppy. Some shelter and rescue dogs are well-trained and simply need a home. Others have a few behavior problems and require remedial puppy education in adulthood. Some dogs are purebred; most are mixed breeds. The key to finding a good shelter or rescue dog is selection, selection, selection! Take plenty of time to test drive each prospective candidate. Each dog is unique.

## CHAPTER TWO - YOUR DOGGY EDUCATION



*"Ratweiler" Tater Tot (adopted at two years of age) was awarded 1st Place in the KPIX Late Show Stupid Pet Tricks competition and has won the K9 Games® Waltzes with Dogs competition twice.*

*Big red Claude (recently adopted at one year of age from the San Francisco SPCA) is still a bit of a project. But he sits beautifully for lettuce!*



If you still have your heart set on raising and training a puppy, do make sure you educate yourself beforehand. Only search for a puppy *after* you have learned how to raise and train one. Remember, it takes only a few weeks to ruin an otherwise perfect puppy.

Please ask yourself, “Where do shelter dogs come from?” All shelter dogs were once perfect puppies that were abandoned or surrendered because they developed annoying behavior, training, and temperament problems, simply because their owners did not know how to train them.

The sequence of events is utterly predictable: too much initial freedom and too little supervision and education all but

## BEFORE YOU GET YOUR PUPPY

teach a newly acquired puppy to chew household articles and eliminate in the house. In the owner's attempt to manage these common and foreseeable problems, the puppy is relegated outdoors, where he quickly becomes de-socialized and develops other annoying habits, such as barking, digging, and escaping. After spending day after day in social isolation, the puppy is so excited when asked indoors that he enthusiastically runs around, barks, and jumps up to greet his long-lost human companions. Soon, the overly rambunctious pup is no longer allowed indoors at all. Either he is captured by animal control after he escapes from solitary confinement, or neighbors complain about his excessive barking and he is confined to the garage or basement—usually only a temporary measure before the now unwanted adolescent dog is surrendered or abandoned. And he is barely six months old.

*All behavior, temperament, and training problems are so utterly predictable, and so easily preventable.* Even most existing problems may be resolved fairly easily. Education is the key.

Whether you decide to get a puppy or adopt an adult dog, please get your puppy or dog neutered. There are simply too many unwanted dogs. Millions are euthanized each year; please don't add to the numbers.

*Grizzly old Ashby (saved from the syringe at ten years of age) lived out his sunset years in some considerable comfort at Villa Phoenix.*





## Shopping List

Once you have completed your doggy education, it is time to shop for your prospective puppy. Many training books, pet stores, and dog catalogs display an awesome and confusing array of doggy products and training equipment. Consequently, I have listed a number of essentials with personal preferences in parentheses. Most of the items are available from your local pet store, or online from [www.amazon.com](http://www.amazon.com).

- 1. Books and DVDs** about puppy training and preventing behavior and temperament problems (pp. 97–100)
- 2. Dog Crate** (Vari Kennel), and maybe an exercise pen or baby gate barrier
- 3. Chewtoys** (at least six) to stuff with kibble and treats (Kongs, Biscuit Balls, Big Kahunas & Squirrel Dudes)
- 4. Doggy Toilet** (Construct your own: see p. 71.)
- 5. Water Bowl** (Buy your pup a food bowl once he is socialized, well-trained, and perfect for you.)
- 6. Dog Food** (dry kibble) During his first weeks at home, make sure your puppy receives all of his food stuffed in chewtoys, or used as lures and rewards for socialization and training.
- 7. Freeze-Dried Liver or Liver Biscotti** for men, strangers, and children to win your puppy's confidence and as rewards for housetraining
- 8. Martingale Collar plus Leash** and maybe a Gentle Leader (Premier Pet Products)
- 9. A Puppy Trainer** — start to research puppy schools from the APDT Trainer Search at [www.apdt.com](http://www.apdt.com).

## CHAPTER THREE

### *THE SECOND DEVELOPMENTAL DEADLINE*

# Evaluating Puppy's Progress

(Before You Select Your Puppy)

**B**y the time you bring your new puppy home, say at eight weeks of age, she should already be accustomed to an indoor domestic environment (especially one with noises) and well-socialized with people. Similarly, housetraining, chewtoy-training, and tutoring in basic manners should be well underway. If not, your prospective puppy's social and mental development is already severely at risk, and sadly, you will be playing catch-up for the rest of her life. Your puppy will require remedial socialization and training for a long time to come.

Make absolutely certain your prospective puppy has been raised indoors in close contact with people who have devoted lots of time to her education.

If a dog is expected to live in a household with people, obviously she needs to have been raised in a household with people. Your puppy needs to be prepared for the clamor of everyday domestic living: the noise of the vacuum cleaner, pots and pans dropping in the kitchen, football games screaming on the television, children crying, and adults arguing. Exposure to such stimuli while her eyes and ears are still developing allows the puppy (with her blurred vision and muffled hearing) to

gradually become accustomed to sights and sounds that might otherwise frighten her when older.

There is not much point in choosing a puppy that has been raised in the relative social isolation of a backyard, basement, barn, garage, or kennel, where there is precious little opportunity for interaction with people and where a puppy has become accustomed to soiling her living area and yapping a lot. Puppies raised in physical seclusion and partial social isolation are hardly prepared for household living, and they are certainly not prepared for encounters with children or men. Backyard- and kennel-raised puppies are certainly not pet-quality dogs; they are livestock on par with veal calves and battery hens. Look elsewhere! Look for litters born and raised indoors—in a kitchen or living room.

If you want a companion dog to share your home, she obviously should have been raised in a home, not a cage.

### How to Select a Good Puppy

Your prospective puppy should feel thoroughly at ease being handled by strangers—you and your family. The puppy should be fully desensitized to sounds before he is four weeks old. Likewise, his housetraining program should be well underway, his favorite toy should be a chewtoy (stuffed with puppy chow), and he should happily and eagerly come, follow, sit, lie down, and roll over when requested. If these are not so, either your puppy is a slow learner or he has had a poor teacher. In either case, look elsewhere.

An essential ingredient of puppy husbandry is regular (several times a day) handling, gentling, and calming by a wide variety of people, especially children, men, and strangers. These exercises are especially important during the early weeks and especially

with those breeds that are notoriously tricky when handled by strangers—that is, several Asian breeds, plus many herding, working, and terrier breeds: in other words, most breeds of dog!

The second most important quality in any dog is that he enjoys interacting with people, and specifically that he enjoys being handled by all people, especially children, men, and strangers. Early socialization easily prevents serious adult problems.

Please remember, the single most important quality for a dog is to develop bite inhibition and a soft mouth during puppyhood.

## Handling and Gentling

If you want a cuddly adult dog, he needs to have been cuddled regularly as a puppy. Certainly, neonatal pups are pretty fragile and helpless critters; they can barely walk and they have a number of sensory constraints. But they still need to be socialized. Neonatal pups are extremely sensitive and impressionable, and this is the very best time to accustom them to being handled. Neonatal puppies may not see or hear very well, but they can smell and feel. Of course, neonatal and early puppy socialization, being of paramount importance, must be done gently and carefully.

- Ask the breeder how many people have handled, gentled, trained, and played with the pups daily.
- Specifically, ask the breeder how many children, men, and strangers have worked with the puppies.
- Handle each puppy to see how he enjoys being cuddled (gently restrained); specifically, see how he enjoys being stroked and massaged (examined) around his neck, muzzle, ears, paws, belly, and rear end.



## Alpha Rollovers???

Trainers from The Dark Side suggest grabbing a young pup by the cheeks, flipping him onto his back, and forcibly holding him down to see if he struggles. They call this procedure the Alpha Rollover. It is as stupid as it is cruel. How would you feel if a dog weighing 2000 pounds unexpectedly grabbed you by the scruff and stared menacingly into your eyes? If you didn't struggle, you would most probably go limp out of fear and wet your pants. All this silly maneuver proves is that puppies are scared when people frighten them and that, of course, scared puppies either struggle or go limp.

Certainly you need to determine how readily your potential pup accepts and enjoys handling and restraint, but it is not necessary to frighten the living daylights out of him. Simply pick up the puppy and gently cuddle him in your arms. You'll soon find out whether he relaxes like a ragdoll or kicks and struggles. If he struggles, hold on gently while you soothingly stroke him between the eyes or massage his ears or chest, and see how quickly you can calm him down.

## Sound Sensitivity

Exposure to a variety of sounds should commence well before the eyes and ears are fully opened, especially with sound-sensitive dogs, such as herding and obedience breeds.

It is quite normal for puppies to react to noises. What you are trying to evaluate is the extent of each pup's reaction and the pup's bounce-back time. For example, we expect a puppy to react to a sudden and unexpected loud noise, but we do not expect him to go to pieces. Judge whether the puppy reacts or

## BEFORE YOU GET YOUR PUPPY

overreacts to sounds, and time how long it takes for the puppy to approach and take a food treat (the bounce-back time). Expect immeasurably short bounce-back times from bull breeds, and short bounce-backs from working dogs and terriers, but be prepared for longer bounce-back times from toys and herding breeds. Regardless of a dog's breed or type, however, excessive overreaction, panic, or extremely lengthy bounce-back times are all proof of insufficient socialization. Unless successfully rehabilitated, such pups may become extremely reactive and difficult to live with when they grow up.

- Ask the breeder about the extent of the litter's exposure to domestic noise. Are the puppies being raised indoors?
- Specifically, ask the breeder whether or not the puppies have been exposed to loud and unexpected noises, such as adults shouting, children crying, television (male voices shouting and screaming on ESPN), radio, and music (Country, Rock, and Classical—maybe Tchaikovsky's 1812 Overture).
- Evaluate the puppies' response to a variety of noises: people talking, laughing, crying, and shouting, a whistle, a hiss, or a single hand clap.

## Household Etiquette

Ask the breeder about the litter's ongoing errorless housetraining and chewtoy-training program. Try to observe the litter for at least two hours and pay attention to what each puppy chews and where each puppy eliminates.

If the puppies have no available toilet and the entire puppy area has been covered with sheets of newspaper, the puppies will have developed a strong preference for going on paper and will need specialized housetraining in their new home. Moreover, if there is no toilet and the entire area has been

littered with straw or shredded paper, the puppies will have learned they may eliminate anywhere and everywhere, which is what they will do in your home. The longer the puppy has been raised in these conditions, the more difficult she will be to housetrain.

- Check for the use of several hollow chewtoys (such as Kongs, Biscuit Balls, or sterilized bones) stuffed with kibble.
- Check for the use of a doggy toilet in the puppies' living area. Comparing how many piles and puddles are in the toilet versus on the floor will offer a good indication of where the puppy will eliminate when she comes to your home.

### Basic Manners

Inquire about the litter's ongoing obedience training program and ask the breeder to demonstrate the puppies' basic obedience skills, for example, to come, sit, lie down, and roll over.

- Evaluate each puppy's response to your lure/reward training attempts using pieces of kibble and a Kong as lures and rewards.

### Personal Preference

When choosing the puppy, it is so important that all family members agree. You want to select the puppy you all like best, and you want to select a puppy who likes all of you. Sit down quietly as a family and see which puppies make contact first and which ones stay around the longest.

For years it was dogmatically stated that puppies that approached quickly, jumped-up, and bit your hands were totally unsuitable as pets, since they were aggressive and difficult to train. On the contrary, these are normal, well-socialized, eight-

## BEFORE YOU GET YOUR PUPPY

*Spend at least two hours when selecting a puppy. Eight-week-old pups cycle between extreme hyperactivity and total exhaustion every ninety minutes or so. Make sure you get a comprehensive impression of the puppy's total behavior repertoire.*



week-old puppies, which are simply saying hello in true puppy fashion without the benefit of manners. With some very basic training to redirect the pup's delightful exuberance, you'll have the fastest recalls and the quickest sits in puppy class. Also, puppy biting is both normal and absolutely necessary. In fact the more dogs bite as puppies, the softer and safer their jaws in adulthood. For more information about bite inhibition, please see *AFTER You Get Your Puppy* or [www.dogstardaily.com](http://www.dogstardaily.com).

I would be more concerned about puppies that were slow to approach or remained in hiding. It is completely, utterly, and absolutely abnormal for a well-socialized six- to eight-week-old puppy to be shy when approaching people. If the puppy acts shy or scared, then without a doubt he has not been sufficiently



socialized. Look elsewhere. If, however, you really have your heart set on taking a shy puppy, only do so if each family member can coax the pup to approach and take a food treat. A shy puppy represents a substantial time commitment, since he will need to be hand-fed kibble every day from a variety of strangers. To rehabilitate this pup, you'll certainly have your work cut out for you during the next four weeks

Beware of breeders who want to decide for you whether to raise your pup for conformation shows or have him neutered. Remember, the puppy is coming to live with you. Raising the pup is your responsibility, and decisions regarding his show career and reproductive status are yours to make.

You can enjoy numerous wonderful activities with your neutered dog, including competitive, rally, and freestyle obedience, agility, carting, flyball, Frisbee, K9 Games, search and rescue, sledding, tracking, and of course, dog walks and trips to the dog park.

It's entirely your choice, but please neuter your puppy. Each year, millions of puppies and young adult dogs are euthanized (killed) in animal shelters. It's simply not fair for puppies, and it is not fair for animal-loving shelter personnel. Please don't add to the numbers. Please neuter your puppy.

### Singleton Puppies

Most pups have adequate opportunity to play with their littermates during their first eight weeks. Singleton and hand-reared pups have had insufficient opportunity to play (play-fight and play-bite) and therefore teaching bite inhibition is a top priority. Enroll in a puppy classes as soon as your puppy reaches three months of age. Play and socialization are essential for puppies to develop and maintain a soft mouth.

## Common Pitfalls

*"Our last dog was perfectly trustworthy."*

Maybe you were just lucky and picked a born-to-be-perfect puppy. Or maybe you were an excellent trainer. But can you still remember what you did back then and do you still have the time to do it?

*"Our last dog just loved kids!"*

One young family doted on their first dog and devoted a lot of time to his training. The whole family attended puppy classes and held puppy parties at home for the children's friends. So many children spent time playing games and reward-training the dog that of course the dog loved children. The dog enjoyed his sunset years proudly watching the children grow up and graduate from high school. By the time the parents got their second dog, the children had all left the nest. The new puppy grew up in a world without children. All went well for many years—that is, until grandchildren appeared on the scene.

### If You Really Want a Challenge

If you really want to set yourself a housetraining challenge, buy a two- or three-month-old puppy from a pet store window littered with shredded paper and straw with no specific toilet area. This puppy has been trained to eliminate anywhere, anytime. And that's exactly what she will do when you get her home. You'll be cleaning up urine and feces for a very long time!

## Remember

You are choosing a pup to come and live in your home and adapt to your lifestyle, so please make sure the puppy has been prepared for domestic life in general and is suitable for your lifestyle in particular. Beware of statements like:

*"We haven't taught the puppies to sit because they are showdogs."*

Basically, this breeder is under the impression the dog is so dumb he can not tell the difference between two simple instructions such as "Sit" and "Stand." Look elsewhere. Just because the breeder is prepared to live with dogs that haven't even been taught to sit does not mean to say you should! Also, if the puppy hasn't even been taught basic manners, there are probably many other things the breeder has failed to teach.

*"He's the scaredy-cat of the litter."*

Certainly in any litter individual dogs will display different tendencies toward approaching strangers (you), but no eight-week-old puppy should be scared to approach people. Any shyness, fearfulness, or tendency to avoid people should have been noticed and dealt with as early as four weeks ago. The shy puppy should have been supersocialized. A single scaredy-cat puppy in a litter indicates that the breeder has not been vigilant in assessing day-to-day socialization. There are most probably other good puppies in the litter, but I suggest that you be vigilant when assessing their socialization status.

## CHAPTER FOUR

### *THE THIRD DEVELOPMENTAL DEADLINE*

# Errorless Housetraining and Chewtoy-Training

(The First Day Your Puppy Comes Home)

**Y**our canine newcomer is just itching to learn household manners. She wants to please, but she has to learn *how*. Before the young pup can be trusted to have full run of the house, somebody must teach the house rules. There's no point keeping house rules a secret. Somebody has to tell the pup. And that somebody is you. Otherwise, your puppy will let her imagination run wild in her quest for occupational therapy to pass the time of day. Without a firm grounding in canine domestic etiquette, your puppy will be left to improvise in her choice of toys and toilets. The pup will no doubt eliminate in closets and on carpets, and your couches and curtains will be viewed as mere playthings for destruction. Each mistake is a potential disaster, since it heralds many more to come. If your pup is allowed to make "mistakes," bad habits will quickly become the status quo, making it necessary to break bad habits before teaching good ones.

Begin by teaching your puppy good habits from the very first day she comes home. Remember, good habits are just as



hard to break as bad habits. Most pressing, your puppy's living quarters need to be designed so that housetraining and chewtoy-training are errorless.

## Errorless Housetraining and Chewtoy-Training

Successful domestic doggy education involves teaching your puppy to train herself through confinement. This prevents mistakes and establishes good habits from the outset. When you are physically or mentally absent, confine your puppy to keep her out of mischief and to help her learn how to act appropriately.

The more you confine your puppy to her Doggy Den and Puppy Playroom during her first few weeks at home, the more freedom she will enjoy as an adult dog for the rest of her life. The more closely you adhere to the following puppy-confinement program, the sooner your puppy will be housetrained and chewtoy trained. And, as an added benefit, your puppy will learn to settle down quickly, quietly, calmly, and happily.

### When You Are Not at Home

Keep your puppy confined to a fairly small puppy playroom, such as the kitchen, bathroom, or utility room. You can also use an exercise pen to cordon off a small section of a room. This is your puppy's long-term confinement area. It should include:

- 1. A Comfortable Bed**
- 2. A Water Bowl** with fresh water
- 3. Six Hollow Chewtoys** (stuffed with dog food)
- 4. A Doggy Toilet** in the farthest corner from her bed

## BEFORE YOU GET YOUR PUPPY

Obviously, your puppy will feel the need to bark, chew, and eliminate throughout the course of the day, and so she must be left somewhere she can satisfy her needs without causing any damage or annoyance. Your puppy will most probably eliminate as far as possible from her sleeping quarters—in her doggy toilet. By removing all chewable items from the puppy playpen—with the exception of hollow chewtoys stuffed with kibble—you will make chewing chewtoys your puppy's favorite habit, a good habit! Long-term confinement allows your puppy to teach herself to use an appropriate dog toilet, to want to chew appropriate chewtoys, and to settle down quietly.



*When you are not at home, confine your puppy to a playroom which has a comfortable bed, a bowl of water, stuffed chewtoys, and a toilet.*

## The Purpose of Long-term Confinement

1. To confine the puppy to an area where chewing and toilet behavior is acceptable, so the puppy does not make any chewing or housesoiling mistakes around the house
2. To maximize the likelihood that the puppy will learn to use the provided toilet, to chew only chewtoys (the only chewables available in the playroom), and to settle down calmly without barking

## When You Are at Home

Enjoy short play and training sessions hourly. If you cannot pay full attention to your puppy's every single second, play with your pup in his Puppy Playpen, where a suitable toilet and toys are available. Or, for periods of no longer than an hour at a time, confine your puppy to his Doggy Den (short-term close confinement area), such as a portable dog crate. Every hour, release your puppy and quickly take him to his doggy toilet. Your puppy's short-term confinement area should include a comfortable bed, and plenty of hollow chewtoys (stuffed with dog food).

It is much easier to watch your pup if he is settled down in a single spot. Either you may move the crate so that your puppy is in the same room as you, or you may want to confine your pup to a different room to start preparing him for times when he will be left at home alone. If you do not like the idea of confining your puppy to a dog crate, you may tie the leash to your belt and have the pup settle down at your feet. Or you may fasten the leash to an eye-hook in the baseboard next to your puppy's bed, basket, or mat. To prevent the chewtoys from rolling out of reach, also tie them to the eye-hook.

## BEFORE YOU GET YOUR PUPPY



*When you are at home, confine your puppy to a dog crate with some stuffed chewtoys. Every hour take your puppy to an appropriate toilet area and she will eliminate within seconds (two minutes max.).*

### The Purpose of Short-term Close Confinement

- 1.** To confine the puppy to an area where chewing behavior is acceptable so the puppy does not make chewing mistakes around the house
- 2.** To make the puppy a chewtoyaholic (since chewtoys are the only chewables available and they are stuffed with food) and to teach the puppy to settle down calmly and happily for periodic quiet moments
- 3.** To prevent housesoiling mistakes around the house *and to predict when the puppy needs to eliminate.* Dogs naturally avoid soiling their den, so closely confining a puppy to his bed strongly inhibits urination and defecation. This means the pup will need to relieve himself when released from the crate each hour. You will then be there to show the puppy the right spot, reward him for eliminating in the right spot, and then enjoy a short play/training session with the delightfully empty puppy.



## CHAPTER FOUR - ERRORLESS HOUSETRAINING



*Most dog crates are portable and may easily be moved from room to room so that when you are at home, your puppy learns to settle down quickly and amuse herself quietly. Then you can settle down and amuse yourself and read a book in the living room...*



*...eat dinner in the dining room...*



*...or work at the computer.*



## Train Your Puppy to Train Himself

Housetraining and chewtoy-training will be quick and easy if you adhere to the puppy confinement plan above, which prevents the puppy from making mistakes and prompts the puppy to teach herself household etiquette. If you vary from the program, you will likely experience problems. Unless you enjoy problems, you must reprimand yourself for any mistakes you allow your puppy to make.

## Errorless Housetraining

Housesoiling is a spatial problem, involving perfectly normal, natural, and necessary canine behaviors (peeing and pooping) performed in inappropriate places.

Housetraining is quickly and easily accomplished by praising your puppy and offering a food treat when she eliminates in an appropriate toilet area. Once your pup realizes that her eliminatory products are the equivalent of coins in a food vending machine—that feces and urine may be cashed in for tasty treats—your pup will be clamoring to eliminate in the appropriate spot, because soiling the house does not bring equivalent fringe benefits.

Housesoiling is also a temporal problem: either the puppy is in the wrong place at the right time (confined indoors with full bladder and bowels), or the puppy is in the right place at the wrong time (outdoors in the yard or on a walk, but with empty bladder and bowels).

Timing is the essence of successful housetraining. Indeed, efficient and effective housetraining depends upon the owner being able to predict when the puppy needs to eliminate so that she may be directed to an appropriate toilet area and more than

adequately rewarded for doing the right thing in the right place at the right time.

Usually, puppies urinate within half a minute of waking up from a nap and usually defecate within a couple of minutes of that. But who has the time to hang around to wait for puppy to wake up and pee and poop? Instead it's a better plan to wake up the puppy yourself, when you are ready and the time is right.

Short-term confinement offers a convenient means to accurately predict when your puppy needs to relieve herself. Confining a pup to a small area strongly inhibits her from urinating or defecating, since she doesn't want to soil her sleeping area. Hence, the puppy is highly likely to want to eliminate immediately after being released from confinement.

## Housetraining is as Easy as 1-2-3

When you are away from home or if you are too busy or distracted to adhere to the following schedule, keep your puppy confined to her puppy playroom where she has a suitable doggy toilet. Otherwise, when you are at home:

1. Keep your puppy closely confined to her doggy den (crate) or on-leash.
2. Every hour on the hour release your pup from confinement and quickly run her (on-leash if necessary) to the toilet area, instruct your pup to eliminate, and give her three minutes to do so.
3. Enthusiastically praise your puppy when she eliminates, offer three freeze-dried liver treats, and then play/train with the pup indoors; once your puppy is old enough to go outside, take her for a walk after she eliminates.

## BEFORE YOU GET YOUR PUPPY

If errorless housetraining is so easy, why do so many dog owners experience problems? Here are some common questions and answers that help make errorless housetraining work.

### *Why confine the pup to his doggy den? Why not his playroom?*

Short-term close confinement allows you to predict when your puppy wants to go so that you may be there to direct him to the appropriate spot and reward him for doing the right thing in the right place at the right time. During the hour-long periods of close confinement, as your puppy lies doggo in dreamy repose, his bladder and bowels are slowly but surely filling up. Whenever the big hand reaches twelve and you dutifully release the pup to run to his indoor toilet or backyard doggy toilet to relieve himself, your puppy is likely to eliminate pronto. Knowing when your puppy wants to go allows you to choose the spot and most importantly to reward your puppy handsomely for using it. Rewarding your puppy for using his toilet is the secret to successful housetraining. If on the other hand the puppy were left in his playroom, he would most likely use his indoor toilet but would not be rewarded for doing so.

### *What if my puppy doesn't like going in his crate?*

Before confining your puppy to his crate (doggy den), you first need to teach him to love the crate and to love confinement. This is so easy to do. Stuff a couple of hollow chewtoys with kibble and the occasional treat. Let your puppy sniff the stuffed chewtoys and then place them in the crate and shut the door with your puppy on the outside. Usually it takes just a few seconds for your puppy to beg you to open the door and let him inside. In no time at all, your pup will be happily preoccupied with his chewtoys.

## CHAPTER FOUR - ERRORLESS HOUSETRaining



*Before confining your puppy, make sure that she enjoys spending time in her crate. Feeding all of her dinner kibble stuffed into Kongs inside her crate usually does the trick within a couple of days. The following technique works even quicker. Have your puppy sit while you open the crate door...*



*...place a stuffed Kong inside the crate and close the door...*



*...with your puppy on the outside! Let the pup dwell on her dilemma—stuffed Kong inside and puppy locked outside—and then after a while, open the crate door...*

## BEFORE YOU GET YOUR PUPPY

When leaving the puppy in his long-term confinement area, tie the stuffed chewtoys to the inside of the crate and leave the crate door open. Thus, the puppy can choose whether he wants to explore the small area or lie down on his bed in his crate and try to extricate the kibble and treats from his chewtoys. Basically, the stuffed chewtoys are confined to the crate and the puppy is given the option of coming or going at will. Most puppies choose to rest comfortably inside the crate with stuffed chewtoys for entertainment. This technique works especially well if your puppy is not fed kibble from a bowl but only from chewtoys or by hand, as lures and rewards in training. To use this method, each morning measure out the puppy's daily ration of food into a bag to avoid overfeeding.

*...and your puppy  
will eagerly dash  
inside the crate and  
quickly settle down  
to chew her chewtoy.*





### *What if I don't like putting my puppy in a crate?*

Short-term confinement, whether to a crate or tie-down, is a temporary training measure to help you teach your puppy where to eliminate and what to chew. A dog crate is the best housetraining tool to help you accurately predict when your dog wishes to relieve herself and is the best training tool to help you to teach your puppy to become a chewtoyaholic. Once your puppy has learned to eliminate only in appropriate areas and to chew only appropriate objects, she may be given free run of the house and garden for the rest of her life. You will probably find however, that after just a few days your puppy learns to love her crate and will voluntarily rest inside. Your puppy's very own den is a quiet, comfortable, and special doggy place.

If, on the other hand, your puppy is given unsupervised free run of the house from the outset, the odds are that she will be confined later on—first to the yard, then to the basement, then to a cage in an animal shelter, and then to a coffin. Without a doubt, housesoiling and destructive chewing are the two most prevalent terminal illnesses in dogs. Using a dog crate will help you prevent these problems from ever developing in your puppy.

### *Why not just leave the puppy outdoors until he is housetrained?*

Who is going to housetrain your pup outside—a shrub? If the dog is left outside unattended, he will become an indiscriminate eliminator. Basically, your puppy will learn to go wherever he wants, whenever he wants, and he will likely do the same whenever you let him indoors. Puppies left outdoors and unsupervised for long periods of time seldom become housetrained. Also, they tend to become indiscriminate barkers, chewers, diggers, and escapists, and they may be more easily stolen. Outdoor puppies also become so excited on the few

## BEFORE YOU GET YOUR PUPPY

occasions they are invited indoors that eventually they are no longer allowed inside at all.

*Why release the pup every hour? Why not every 55 minutes or every three hours? Is it really necessary to do it on the hour?*

Puppies have a 45-minute bladder capacity at three weeks of age, 75-minute capacity at eight weeks, 90-minute capacity at twelve weeks and two-hour capacity at 18 weeks. Releasing your puppy every hour offers you an hourly opportunity to reward your dog for using a designated toilet area. You do not have to do this precisely each hour, but it is much easier to remember to do so each hour on the hour.

*Why run the puppy to the toilet? Why not walk sedately?*

If you take your time getting your puppy to his doggy toilet, you may find that he pees or poops en route. Hurrying your puppy tends to jiggle his bowels and bladder so that he really wants to go the moment you let him stand still and sniff his toilet area.

*Why not just put the puppy outside? Can't he do it on his own?*

Of course he can. But the whole point of predicting when your puppy wants to relieve himself is so you can show him where and offer well-deserved praise and reward. Thus your puppy will learn where you would like him to go. Also, if you see your puppy eliminate, you know that he is empty; you may then allow your empty puppy supervised exploration of the house for a while before returning him to his den.

*Why instruct the pup to eliminate? Doesn't he know he wants to go?*

By instructing your puppy to eliminate beforehand and by rewarding him for eliminating afterward, you will teach your

pup to go on command. Eliminating on cue is a boon when you are traveling with your dog and in other time-constrained situations. Ask your pup to "Hurry up," "Do your business," "Go Pee and Poop," or use some other socially acceptable, euphemistic eliminatory command.

*Why give the puppy three minutes? Isn't one minute sufficient?*

Usually, a young pup will urinate within 30 seconds of being released from short-term confinement, but it may take one or two minutes for him to defecate. It is certainly worthwhile to allow your pup three minutes to complete his business

*What if the puppy doesn't go?*

Your puppy will be more likely to eliminate if you stand still and let him circle around you on leash. If your puppy does not eliminate within the allotted time, no biggie! Simply pop the pup back in his crate and try again in half an hour. Repeat the process over and over until he does eliminate. Eventually, your puppy will eliminate outdoors and you will be able to reward him. Therefore, on subsequent hourly trips to his toilet your puppy will be likely to eliminate promptly.

*Why praise the puppy? Isn't relief sufficient reward?*

It is far better to express your emotions when praising your puppy for getting it right, than when reprimanding the poor pup for getting it wrong. So *really* praise that pup: "Goooooooooooood Puppy!" Housetraining is no time for understated thank yous. Don't be embarrassed about praising your puppy. Embarrassed dog owners usually end up with housesoiling problems. Really reward your puppy. Tell your puppy that he has done *a most wonderful and glorious thing!*

## BEFORE YOU GET YOUR PUPPY

### *Why offer treats? Isn't praise sufficient reward?*

In a word, no! The average person cannot effectively praise a moribund lettuce. And specifically, many owners—especially men—seem incapable of convincingly praising their puppies. Consequently, it might be a good idea to give the pup a food treat or two (or three) for his effort. Input for output! "Wow! My owner's great. Every time I pee or poop outside, she gives me a treat. I never get yummy treats when I do it on the couch. I can't wait for my owner to come home so I can go out in the yard and cash in my urine and feces for food treats!" In fact, why not keep some treats in a screw-top jar handy to the doggy toilet?

### *Why freeze-dried liver?*

Housetraining is one of those times when you want to pull out all of the stops. Take my word for it: When it comes to housetraining, use the Ferrari of dog treats—freeze-dried liver.

### *Do we really have to give three liver treats when the puppy pees or poops? Isn't this a wee bit anal retentive?*

Yes and no. Certainly you do not have to give your puppy exactly three treats every time. But it's a funny thing: If I suggest that people offer a treat each time their puppy eliminates promptly in the right place, they rarely follow instructions. Whenever I tell people to give three treats, however, they will painstakingly count out the treats to give to their puppy. Here's what I am trying to say: Handsomely praise and reward your puppy *every* time he uses a designated toilet area.

### *Why play with the puppy indoors?*

If you reward your pup for using his doggy toilet, you will know he is empty. "Thank you, empty puppy!" What better time to play with or train your puppy indoors without facing the risk

of a messy mistake. Why get a puppy unless you want to spend some quality (feces-free) time with him?

*Why bother to take an older puppy outdoors for a walk when he's empty?*

Many people fall into the trap of taking their puppy outside or walking him so that he may eliminate, and when he does they bring him indoors. Usually it takes just a couple of trials before the puppy learns, "Whenever my urine or feces hits the ground, my walk ends!" Consequently, the pup becomes reluctant to eliminate outside, and so when brought home after a long jiggling play or walk, he is in dire need to relieve himself. Which he does. It is a much better plan to praise your puppy for using his doggy toilet and then take him for a walk as a reward for eliminating.

Get in the habit of taking an older puppy to his doggy toilet (in your yard or curbside in front of your apartment building), standing still, and waiting for the pup to eliminate. Praise the pup and offer liver treats when he does: "Good dog, let's go walkies!" Clean up and dispose of the feces in your own trash can, and then go and enjoy a poopless walk with your dog. After just a few days with a simple "no poop—no walk" rule, you'll find you have the quickest urinator and defecator in town.

*What should I do if I've done all the above and I catch the puppy in the act of making a mistake?*

Pick up a rolled newspaper and give yourself a smack! Obviously you did not follow the instructions above. Who allowed the urine-and-feces-filled puppy to have free-range access to your house? You! Should you ever reprimand or punish your puppy when you catch him in the act, all he will learn is to eliminate in secret—that is, never again in your



## BEFORE YOU GET YOUR PUPPY

untrustworthy presence. Thus you will have created an owner-absent housesoiling problem. If you ever catch your pup in the act of making a mistake that was your fault, at the very most you can quickly, softly, but urgently implore your pup, "Outside, outside, outside!" The tone and urgency of your voice communicates that you want your puppy to do something promptly, and the meaning of the words instruct the puppy where. Your response will have limited effect on the present mistake, but it helps prevent future mistakes.

Never reprimand your dog in a manner that is not instructive. Nonspecific reprimands only create more problems (owner-absent misbehavior) as well as frightening the pup and eroding the puppy-owner relationship. Your puppy is not a "bad puppy." On the contrary, your puppy is a good puppy that has been forced to misbehave because his owner could not, or would not, follow simple instructions.

Please reread and follow the above instructions!



*Every hour on the hour, take your puppy to her toilet area (either her permanent toilet in the yard or the temporary toilet in her long-term confinement area), and handsomely reward the pup as soon as she eliminates.*

## The Doggy Toilet

For the best doggy toilet, equip a litter box or cover a piece of old linoleum with what will be the dog's eventual toilet material. For example, for rural and suburban pups who will eventually be taught to relieve themselves outside on earth or grass, lay down a roll of turf. For urban puppies who will eventually be taught to eliminate at curbside, lay down a couple of thin concrete tiles. Your puppy will soon develop a very strong natural preference for eliminating on similar outdoor surfaces whenever he can.

If you have a backyard dog toilet area, in addition to the indoor playroom toilet, take your pup to his outdoor toilet in the yard whenever you release him from his doggy den. If you live in an apartment and do not have a yard, teach your puppy to use his indoor toilet until he is old enough to venture outdoors at three months of age.

## Training Your Dog to Use an Outdoor Toilet

For the first few weeks, take your puppy outside on-leash. Hurry to his toilet area and then *stand still* to allow the puppy to circle (as he would normally do before eliminating). Reward your puppy each time he "goes" in the designated spot. If you have a fenced yard, you may later take your puppy outside off-leash and let him choose where he would like to eliminate. But make sure to reward him differentially according to how close he hits ground zero. Offer one treat for doing it outside quickly, two treats for doing it within, say, five yards of the doggy toilet, three treats for within two yards, and five treats for a bull's eye.

## Problems

If you're using the methods above, yet still having problems with housetoiling or house destruction after one week, please consult my *Housetraining* and *Chewing Behavior* Booklets.

## Errorless Chewtoy-Training

The dog is a social and inquisitive animal. He needs to do something, especially if left at home alone. What would you like your dog to do? Crosswords? Needlepoint? Watch soaps on the telly? You must provide some form of occupational therapy for your puppy to pass the day. If your puppy learns to enjoy chewing chewtoys, he will look forward to settling down quietly for some quality chewing time. It is important to teach your puppy to enjoy chewing chewtoys more than chewing household items. An effective ploy is to stuff the puppy's chewtoys with kibble and treats. In fact, during your puppy's first few weeks at home, put away his food bowl and, apart from using kibble as lures and rewards for training, serve all your puppy's kibble stuffed in hollow chewtoys—Kongs, Biscuit Balls, and sterilized bones.

For errorless chewtoy-training, adhere to the puppy confinement program. When you are away from home, leave the puppy in his puppy playroom with bed, water, toilet, and plenty of stuffed chewtoys. While you are at home, leave the puppy in his doggy den with plenty of stuffed chewtoys. Every hour after releasing the pup to relieve himself, play chewtoy games—chewtoy-search, chewtoy-fetch, and chewtoy-tug-o'-war. Your puppy will soon develop a very strong chewtoy habit because you have limited his chewing choices to a single acceptable toy, which you have made even more attractive with the addition of kibble and treats.

Once your dog has become a chewtoyaholic and has not had a chewing (or housesoiling) mishap for at least three months, you may increase your puppy's playroom to two rooms. For each subsequent month without a mistake your puppy may gain access to another room, until eventually he enjoys free run of the entire house and garden when left at home alone. If a chewing mistake should occur, go back to the original puppy confinement program for at least a month.

In addition to preventing household destruction, teaching your puppy to become a chewtoyaholic prevents him from becoming a recreational barker because chewing and barking are obviously mutually exclusive behaviors. Also,



*During her first couple of weeks at home, unless you are training or playing with your puppy, make sure she spends all of her time in her long-term or short-term confinement area, where the only available chewable objects are chewtoys stuffed with kibble and the occasional treat.*

## BEFORE YOU GET YOUR PUPPY

chewtoyaholism helps your puppy learn to settle down calmly because chewing and dashing about are mutually exclusive behaviors.

Chewtoyaholism is especially useful for dogs with Obsessive-Compulsive Disorder since it provides them with an acceptable and convenient means to work out their obsessions and compulsions. Your dog may still have OCD, but a chewtoyaholic will happily spend his time obsessively and compulsively chewing his stuffed chewtoys.

Most important, chewtoy chewing keeps the puppy occupied and effectively helps prevent the development of separation anxiety.

## What Is a Chewtoy?

A chewtoy is an object for the dog to chew that is neither destructible nor consumable. If your dog destroys an object, you will have to replace it, and that costs money. If your dog consumes the object, you may have to replace your dog. Eating non-food items is extremely hazardous to your dog's health.

The type of chewtoy you choose will depend on your dog's penchant for chewing and his individual preferences. I have seen some dogs make a cow's hoof or a compressed rawhide chewy last forever, whereas other dogs consume them in a matter of minutes. I've found Kong products and Premier chewtoys to be the Cadillacs of chewtoys. Hollow sterilized long bones are a very close second choice. I like Kong products and sterilized bones because they are simple, natural, and organic—not plastic. Also, being hollow, they can be stuffed with food. Kong products and sterilized bones are obtainable from any good pet supply store.



## Dinner from Chewtoys, Not from Bowls

Customarily, puppies receive their entire daily allotment of kibble at dinner, which often becomes a jackpot reward for boisterously barking and expectantly bouncing around. Moreover, if you allow your puppy to wolf down dinner from a bowl, he will be at a loss for what to do for the rest of the day. In the wild, dogs spend a good 90 percent of their waking hours searching for food, so in a sense, regular bowl-feeding deprives a dog of his principal activity—searching for food. Instead, your inquisitive puppy will search for entertainment all day long. Most likely you will consider your puppy's choices of occupation to be mischievous misbehavior.

Without a doubt, regularly feeding a new puppy (or adult dog) from a bowl is the single most disastrous mistake in dog husbandry and training. Although unintentional, the effects of bowl-feeding are often severely detrimental for the puppy's household manners and sense of well-being. In a sense, each bowl-fed meal steals the puppy's *raison d'être*, its very reason for being. Within seconds of gulping his meal, the poor pup now faces a mental void for the rest of his day with nothing but long, lonely hours to worry and fret, or work himself into a frenzy.

As the puppy adapts to fill the void, normal behaviors such as chewing, barking, strolling, grooming, and playing become stereotypical, repetitive, and maladaptive. Specific behaviors increase in frequency until they no longer serve any useful function except to pass the time. Investigative chewing becomes destructive chewing. Alarm barking becomes incessant barking. Strolling from one place to another becomes repetitively pacing, or racing back and forth. Investigating a shadow or light becomes a neurotic fixation. Routine grooming becomes excessive licking,

## BEFORE YOU GET YOUR PUPPY

*Squeaky toys are very effective  
lures and rewards in training,  
but... a squeaky toy  
is not a suitable chewtoy!*

*Squeaky toys are both  
destructible and consumable.*

*Allowing a young pup  
unsupervised play with intriguing  
and easily destroyed items will  
turn it into a destructive chewer  
in no time at all.*




*Chewtoys should be virtually  
indestructible, made of natural  
products (such as rubber or bone),  
and hollow (stuffable).*

*Stuffing chewtoys with kibble  
and the occasional treat  
encourages the pup to focus  
on extricating the food,  
rather than on destroying the toy.*

*Stuffing chewtoys prolongs  
the chewtoys' life expectancy.*

*The very best chewtoys are  
Kongs, Biscuit Balls, Squirrel  
Dudes and Big Kahunas*



*Once your dog has learned that  
designated chewtoys are the only  
appropriate chewtoys, he may be  
trusted to retrieve, or play with  
other items. Ivan had a footwear  
fetish; he loved retrieving slippers  
and shoes, carrying slippers and  
shoes, and snuggling and sleeping  
with slippers and shoes.*

*But he never destroyed them,  
and he could always find them  
when they were misplaced.*



scratching, tail-chasing, head-pressing, or in extreme cases, self-mutilation.

Stereotyped behaviors cause the release of endorphins, perpetuating their repetition, and in a sense, the dog becomes drugged and hooked on mindless, repetitive activity. Stereotyped behaviors are like behavioral cancers; as they progressively increase in frequency and squeeze most useful and adaptive responses from the dog's behavior repertoire until eventually the "brain-dead" dog spends hours on end barking, pacing, chewing himself, or simply staring into space.

A vital facet of your puppy's early education is to teach him how to peacefully pass the time of day. Feeding your puppy's kibble only from hollow chewtoys—Kongs, Biscuit Balls, and sterilized bones—keeps your puppy happily occupied and content for hours on end. It allows the puppy to focus on an enjoyable activity so that he doesn't dwell on his loneliness. Each piece of extracted kibble also rewards your puppy for settling down calmly, for chewing an appropriate chewtoy, and for not barking.

### Chewtoy Stuffing

An old chewtoy becomes immediately novel and exciting when stuffed with food. If you use kibble from your puppy's normal daily ration your puppy will not put on weight. To protect your puppy's waistline, heart, and liver, it is important to minimize the use of treats in training. Use kibble as lures and rewards for teaching basic manners and reserve freeze-dried liver treats for initial housetraining, for meeting children, men, and strangers, as a garnish for stuffing Kongs (see below), and as an occasional jackpot reward for especially good behavior.


## Kong Stuffing 101

The basic principle of Kong stuffing ensures that some food comes out quickly and easily to instantly reward your puppy for initially contacting his chewtoy; bits of food come out over a long period of time to periodically reward your puppy for continuing to chew; and some of the best bits never come out, so your puppy never loses interest. Squish a small piece of freeze-dried liver in the small hole in the tip of the Kong so your puppy will never be able to get it out. Smear a little honey around the inside of the Kong, fill it up with kibble, and then block the big hole with crossed dog biscuits.

There are numerous creative variations on basic Kong stuffing. One of my favorite recipes comprises moistening your puppy's kibble, spooning it into the Kong, and then putting it in the freezer overnight—a Kongsicle! Your dog will love it.

## Kong Is King!

If from the outset you always confine your puppy with a selection of stuffed Kongs and Biscuit Balls, chewing these appropriate chewtoys will soon become an integral part of his day. Your puppy will quickly develop a socially acceptable Kong habit. And remember, good habits are just as hard to break as bad





habits. Your puppy will now spend a large part of his day musing over his Kong products.

Let's pause for a moment to consider all the bad things your puppy will not be doing if he is quietly engaged with his chewtoys. He will not be chewing inappropriate household and garden items. He will not be a recreational barker. (He will still bark when strangers come to the house, but he will not spend all day barking for barking's sake.) And he will not be running around, fretting, and working himself up if left at home alone.

The wonderful thing about teaching a puppy to enjoy chewing chewtoys is that this activity excludes many alternative, extremely annoying puppy behaviors. A stuffed Kong is one of the best stress-relievers, especially for anxious, obsessive, and compulsive dogs. (A Kong for a dog is also one of the best stress-relievers for the owner.) There is no single device that so easily and so simply prevents or resolves so many bad habits and behavior problems.

### Settle Down and Shush

High on the educational agenda is to teach your pup that there are times for play and times for quiet. Specifically, you want to teach the youngster to settle down and shush for short periods. Your life will be more peaceful, and your pup's life will be less stressful once he learns that frequent little quiet moments are the name of the game in his new home.

Beware the trap of smothering your new puppy with non-stop attention and affection during his first days at home, for then he will whine, bark, and fret when left alone at night or during the daytime when you are at work and the children are at school. Of course the pup is lonely! This is his first time alone without his mother, littermates, or human companionship.



## BEFORE YOU GET YOUR PUPPY

*Chihuahua puppies  
are hardly Olympic  
destructive chewers,  
but they sure can yip.  
A stuffed Kong will  
teach him to settle  
down quickly,  
calmly...  
...and quietly.*



You can really help to ease your pup's anxiety by getting him used to settling down alone during his first few days at home. Remember, first impressions are very important and long lasting. Also keep in mind that the average suburban puppy will likely spend many hours and days left to his own devices. So it is well worthwhile to teach the pup how to spend time by himself. Otherwise, the puppy may become anxious when left alone and develop hard-to-break chewing, barking, digging, and escaping habits.

When you are at home, confine your puppy to his doggy den with lots of chewtoys for housetraining, chewtoy-training, and teaching the pup to settle down peacefully and happily. It is important to confine your puppy for short periods when you are home in order to teach him how to enjoy his own company when left at home alone.

I am certainly not advocating leaving puppies alone for long periods of time. But it is a fact of modern day life that many puppy owners leave home each day to work for a living, so it is only fair to prepare the pup for this.

When you are at home, the key is short-term confinement. The idea is not to lock up the puppy for hours on end, but rather to teach him to settle down quickly in a variety of settings and be confined for variable but mostly fairly short, periods. Make



*To get your puppy used to settling down off-leash, tie a stuffed Kong to an eye-hook in the baseboard close to her bed next to the TV. It is easy to watch television and keep an eye on the pup at the same time.*

*Do remember, though, the puppy still needs to be taken to her toilet area every hour.*

sure the only objects within reach are stuffed chewtoys. Thus the dog develops a strong chewtoy habit right from the outset, if only because there is precious little else at hand to chew. And let me repeat: A puppy happily preoccupied with a stuffed chewtoy is not destroying household articles and furniture, and is not barking.

When you are at home, it is also a good idea to occasionally confine your puppy to his puppy playroom (long-term confinement area) as a practice run for your absence. Occasional long-term confinement when you are at home allows you to monitor your pup's behavior so you have some idea how he will act when you are gone.

If your puppy barks or whines when confined to his short- or long-term confinement area, reward-train him to rest quietly.

## BEFORE YOU GET YOUR PUPPY

Sit next to your puppy's crate or just outside his puppy playroom and busy yourself by reading a book, working on the computer, or watching television. Completely ignore your puppy while he vocalizes, but each time he *stops* barking, immediately praise him calmly and offer a piece of kibble. After half a dozen repetitions, progressively increase the shush-time required for each successive piece of kibble—two seconds, three seconds, five, eight, fifteen, twenty, etc. Thereafter, periodically praise and reward your puppy every few minutes or so if he remains resting quietly.

If barking is still a problem after a couple of weeks, read my *Barking* booklet or *Doctor Dunbar's Good Little Dog Book* to learn how to teach your puppy to Woof and Shush on cue.

## What to Do at Nighttime

You choose where your pup sleeps at night. If you want your pup in his long-term confinement area overnight, or in a dog crate in the kitchen, or your bedroom, that's fine. Or if you want the pup tethered in his bed beside your bed, that's fine too. What

*Practice having your puppy settle down by your bed (or wherever you would like her to sleep at night) in the daytime, i.e., get your puppy used to sleeping peacefully alone before you plan to sleep peacefully.*



is important, though, is that the puppy is confined to a small area and settles down quickly and quietly. Offer the puppy an intelligently stuffed chewtoy and he will likely chew himself to sleep in no time at all.

Once you have housetrained and chewtoy-trained your puppy and he has learned to settle down quickly and quietly, you may allow your pup to choose where he would like to sleep—indoors, outdoors, upstairs, downstairs, in your bedroom, or in your bed—just as long as his choice is fine with you.

It is a good idea to practice the nighttime routine during the daytime when you are awake and in a good humor. Don't wait to train your puppy until you are tired and ready for bed and your grouchy brain is barely functioning. During the daytime, practice having your puppy settle down in his bed or crate both in the same room as you and in different rooms so that he gets used to sleeping alone.

Should your pup whine at nighttime, check on him every five minutes. Talk softly to him and stroke him gently for a minute and then go back to bed. But do not overdo it. The idea is to reassure your puppy, not to train him to whine for late-night attention. Also, do not go straight to sleep, for you'll probably be checking on your puppy after ten minutes. Once the puppy eventually falls asleep, I find it enjoyable to check in on him and stroke him for four or five minutes. A lot of people dare not do this for fear they will wake the little critter, but it has always worked well for me.

If you follow the above routine, you'll find it will take less than seven nights before your puppy learns to go to sleep quickly and quietly.



## Sit, etc.

I guess there would be more than a few disappointed owners if I didn't at least say something about training your dog to sit. Well, it's just so easy. Ask your puppy, "Would you like to learn to sit on request?" and then move a piece of kibble up and down in front of his nose. If your puppy nods in agreement, then you're both ready to proceed.



*Say "Puppy, Sit," waggle a food lure in front of her nose, and then raise the lure (palm upwards) just a little. As the puppy looks up to follow the lure she will sit down. Praise the pup, "Good Sit," and offer the food as a reward.*



*Say "Puppy, Down" and then lower the lure (palm downward) to just in front of the pup's forepaws. The puppy will lower her nose to follow the lure and then lie down. Praise the pup, "Good Down," and maybe offer the food as a reward.*



## CHAPTER FOUR - ERRORLESS HOUS TRAINING

Say, "Puppy, Sit," and then move the kibble upwards and backwards along the top of his muzzle. As the puppy looks up to follow the kibble, he will sit down. Pretty simple, yes?

Now say, "Puppy, Down," and with another piece of kibble between finger and thumb, lower your hand, palm downward, to just in front of the dog's two forepaws. Your pup will lower his nose to investigate the kibble and then lower his forequarters with the side of his muzzle on the floor to nuzzle under your hand. Move the kibble slightly towards your puppy's chest, and his rear end will plop down.

Now say, "Puppy, Stand," and move the kibble forward away from your puppy. (You may have to waggle the kibble a little to reactivate the pup.) Hold the treat at nose level, but lower it a tad as soon as your pup stands up and starts to sniff; otherwise your pup will sit as soon as he stands.

Now try chaining a few commands together. Back up a couple of steps, say, "Puppy, Come Here," and wave the kibble. Enthusiastically praise your puppy as he approaches,



*Say "Puppy, Stand," and then move the food lure away from the pup's nose and waggle it. Praise the pup as soon as she stands up, "Good Stand," and maybe offer the food as a reward.*

## BEFORE YOU GET YOUR PUPPY

and then ask him to sit and lie down before offering the kibble. Three responses for one piece of kibble—not bad, eh? Now have your puppy come, sit, and lie down as many times as there are spare moments in the day or as many pieces of kibble in the dog's dinner.

Repetitively practice the above three position changes in random sequences—Sit, Down, Sit, Stand, Down, Stand, etc. See how many position changes your pup is willing to do for just one food reward and how long you can keep the puppy in each position (short stays) before giving each food reward. Strangely enough, the fewer treats you give and the longer you keep each treat in your hand, the better your pup will learn. Welcome to the wonderful world of lure/reward training.

## Misbehavior

Misbehavior is sadly the most prevalent terminal illness for pet dogs. Many puppies all but sign their death warrants during their very first week at home. Minor housesoiling and chewing mistakes lead to banishment to the back yard, where the dog develops severe socialization problems and learns to bark, dig, and escape. By the time the dog is picked up on the streets as an escapee or a latch-key stray, or is surrendered to an animal shelter, he has developed so many behavior problems that he is not easily adoptable.

Sadly, all of these utterly predictable problems could be so easily prevented by basic common sense and owner and puppy education.

## CHAPTER FIVE

# Puppy Priorities

Once you have completed your doggy education and chosen the best possible puppy, you will find there is much to do and little time to do it. Here are your puppy priorities listed in order of urgency and ranked in terms of importance.

### 1. Household Etiquette

*(From the very first day your puppy comes home)*

Housetraining, chewtoy-training, and teaching your dog alternatives to recreational barking are by far the most pressing items on your puppy's educational agenda. From day one, employ errorless management teaching programs, comprising confinement schedules plus the liberal use of chewtoys (Kongs, Biscuit Balls, and sterilized longbones) stuffed with kibble. Simple behavior problems are so easily preventable, yet they are the most common reasons for people's dissatisfaction with their dogs and the most common reasons for dog euthanasia. Teaching household manners should be your number one priority the first day your puppy comes home.

#### ***#1 Urgency Rating***

Household etiquette is by far the most pressing item on your new puppy's educational agenda. If you want to avoid annoying behavior problems, training must begin the very first day your puppy comes home.

#### ***#3 Importance Rating***

Teaching household etiquette is extremely important. Puppies quickly become unwelcome when their owners allow them to develop housesoiling, chewing, barking, digging, and escaping problems.

## 2. Home Alone

*(During the first few days and weeks your puppy is at home)*

Sadly, the maddening pace of present-day domestic dogdom necessitates teaching your puppy how to enjoy spending time at home alone—not only to ensure your pup adheres to established household etiquette when unsupervised, but more important to prevent your puppy from becoming anxious in your absence. Normally, these go hand in hand because when puppies become anxious, they tend to bark, chew, dig, and urinate more frequently. From the outset, and especially during his first few days and weeks in your home, your puppy needs to be taught how to entertain himself quietly, calmly, and confidently. Otherwise he most certainly will become severely stressed when left at home alone.

### **#2 Urgency Rating**

Teaching your pup to confidently enjoy his own company is the second most urgent item on its educational agenda. It would be unfair to smother the puppy with attention and affection during his first days or weeks at home, only to subject the pup to solitary confinement when the adults go back to work and children go back to school. During the first few days and weeks when you are around to monitor your puppy's behavior, teach him to enjoy quiet moments confined to his puppy playroom or doggy den. Especially be sure to provide some form of occupational therapy (stuffed chewtoys) for your puppy to busy himself and enjoyably pass the time while you are away.

### **#4 Importance Rating**

Preparing your puppy for time alone is extremely important both for your peace of mind, i.e., preventing housesoiling, chewing, and barking problems, and especially for your puppy's peace of mind. It is absolutely no fun for a pup to be over-dependent, stressed, and anxious.



### **3. Socialization With People**

*(Always, but especially before twelve weeks of age)*

Many puppy training techniques focus on teaching your puppy to enjoy the company and actions of people. Well-socialized dogs are confident and friendly, rather than fearful and aggressive. Show all family members, visitors, and strangers how to get your puppy to come, sit, lie down, roll over, and enjoy being handled for pieces of kibble. Living with an undersocialized dog can be frustrating, difficult, and potentially dangerous. For undersocialized dogs, life is unbearably stressful.

#### ***#3 Urgency Rating***

Many people think that puppy classes are for socializing puppies with people. Not strictly true. Certainly puppy classes provide a convenient venue for socialized puppies to continue socializing with people. However, puppies must be well socialized toward people before they attend classes at twelve weeks of age. The time-window for socialization closes at three months of age, and so there is some urgency to adequately socialize your puppy to people. During your pup's first month at home, he needs to meet and interact positively with at least one hundred different people!

#### ***#2 Importance Rating***

Socializing your puppy to enjoy people is vital—second only in importance to your pup learning to inhibit the force of his bite and develop a soft mouth. Socialization must never end. Remember, your adolescent dog will begin to desocialize unless he continues to meet unfamiliar people every day. Walk your dog or expand your own social life at home.

## **4. Dog-Dog Socialization**

*(Between three months and eighteen weeks of age to establish reliable bite inhibition and forever after to maintain friendliness to other dogs)*

As soon as your puppy turns three months old, it is time to play catch up vis-a-vis dog-dog socialization, time for puppy classes, long walks, and visits to dog parks. Well-socialized dogs would rather play than bite or fight. And well-socialized dogs usually bite more gently, if ever they should bite or fight.

### ***#4 Urgency Rating***

If you would like to have an adult dog who enjoys the company of other dogs, puppy classes and walks are essential, especially since many puppies have been sequestered indoors until they have been immunized against parvovirus and other serious doggy diseases (by the very earliest at three months of age).

### ***#6 Importance Rating***

It is hard to rate the importance of dog-dog socialization. Depending on the lifestyle of the owners, dog-friendliness may be an unnecessary or an essential quality. If you would like to enjoy walks with your adult dog, early socialization in puppy classes and dog parks is essential. Surprisingly, though, very few people walk their dogs. Whereas large dogs and urban dogs tend to be walked quite frequently, small dogs and suburban dogs are seldom walked.

Regardless of the desired sociability of your adult dog, dog-dog play and especially play-fighting and play-biting during puppyhood are absolutely essential for the development of bite inhibition and a soft mouth. For this reason alone, puppy classes and trips to the dog park are the top priority at three months of age.

## **5. Sit and Settle Down Commands**

*(Begin anytime you would like your puppydog to listen to you)*

If you teach your dog just a couple of commands, they would have to be Sit and Settle Down. Just think of all the mischievous things your puppydog cannot do when he is sitting.

### ***#5 Urgency Rating***

Unlike socialization and bite inhibition which must occur during puppyhood, you may teach your dog to sit and settle down at any age, so there is no great urgency. However, because it is so easy and so much fun to teach young puppies, why not start teaching basic manners the very first day you bring your puppy home, or as early as four or five weeks if you are raising the litter? The only urgency to teach these simple and effective control commands would be if ever your puppy's antics or activity level begin to irritate you. Sit or Settle Down will solve most problems.

### ***#5 Importance Rating***

It is difficult to rate the importance of basic manners. Personally, I like dogs which can enjoy being dogs without being a bother to other people. On the other hand, many people happily live with dogs without any formal training whatsoever. If you consider your dog to be perfect for you, make your own choice. But if you or other people find your dog's behavior to be annoying, why not teach him how to behave? Indeed, a simple sit prevents the majority of annoying behavior problems, including jumping-up, dashing through doorways, running away, bothering people, chasing his tail, chasing the cat, etc., etc. The list is long! It is so much easier to teach your dog how to act from the outset, i.e., to teach the one right way (e.g., to sit), rather than trying to correct the many things he does wrong. Regardless, it would be unfair to get on your dog's case for bad manners if he is only breaking rules he didn't know existed.

## 6. Bite Inhibition

*(By eighteen weeks of age)*

A soft mouth is the single most important quality for any dog. Hopefully, your dog will never bite or fight, but if he does, well-established bite inhibition ensures that your dog causes little if any damage.

Socialization is an ongoing process of ever-widening experience and confidence building that helps your pup to comfortably handle the challenges and changes of everyday adult life. However, it is impossible to prepare your puppy for every possible eventuality, and on those rare occasions when adult dogs are badly hurt, frightened, scared, or upset, they seldom write letters of complaint. Instead, dogs customarily growl and bite, whereupon the level of bite inhibition training from puppyhood predetermines the seriousness of the damage.

Adult dogs with poor bite inhibition rarely mouth and seldom bite, but when they do, the bites almost always break the skin. Adult dogs with well-established bite inhibition often mouth during play, and should they bite, the bites almost never break the skin because during puppyhood the dog learned how to register a complaint without inflicting any damage.

Bite inhibition is one of the most misunderstood aspects of behavioral development in dogs (and other animals). Many owners make the catastrophic mistake of stopping their puppy from mouthing altogether. If a puppy is not allowed to play-bite, he cannot develop reliable bite inhibition. Pups are born virtual biting machines with needle sharp teeth so that they learn biting hurts before they develop the jaw strength to cause appreciable harm. However, they cannot learn to inhibit the force of their bites if they are never allowed to play-bite and play-fight.

## BEFORE YOU GET YOUR PUPPY

Bite inhibition training comprises first teaching the puppy to progressively inhibit the force of his bites until painful puppy play-biting is toned down and transformed into gentle puppy mouthing, and then, and only then, teaching him to progressively inhibit the incidence of his mouthing. Thus the puppy learns that mouthing is by and large inappropriate and that any pressured bite is absolutely unacceptable.

### ***#6 Urgency Rating***

You have until your puppy is four and a half months old, so take your time to ensure your puppy masters this most important item in his educational curriculum. The more times your puppy bites, the safer his jaws will be as an adult since he has had more opportunities to learn that biting hurts.

If you are worried about your puppy's biting behavior, enroll in a puppy class immediately. You may seek further advice from the trainer, and your puppy may let off steam and redirect many of his bites towards other puppies during play sessions.

### ***#1 Importance Rating***

Bite inhibition is of crucial importance, by far the single most important quality of any dog, or any animal. Living with a dog that does not have reliable bite inhibition is unpleasant and dangerous. Bite inhibition *must* be acquired during puppyhood. You must fully understand how to teach your puppy. Attempting to teach bite inhibition to an adolescent or adult dog is often extremely difficult, dangerous, and time-consuming. Research the book and video lists at the end of this booklet and consult a trainer immediately.



To learn about your puppy's next three Developmental Deadlines, you need to read *AFTER You Get Your Puppy*, which may be purchased directly from James & Kenneth Publishers at [www.jamesandkenneth.com](http://www.jamesandkenneth.com)

To locate a Certified Pet Dog Trainer (CPDT) in your area, contact the Association of Pet Dog Trainers at [www.apdt.com](http://www.apdt.com) or 1-800-PET-DOGS.

## The Most *Important* Things To Teach Your Puppy

1. Bite Inhibition
2. Socialization with People
3. Household Etiquette
4. Home Alone
5. Sit and Settle Down Commands
6. Dog-Dog Socialization

## The Most *Urgent* Things To Teach Your Puppy

1. Household Etiquette
2. Home Alone
3. Socialization with People
4. Dog-Dog Socialization
5. Sit and Settle Down Commands
6. Bite Inhibition

## Books and DVDs

Most bookshops and pet stores offer a bewildering choice of dog books and videos. Consequently, a number of dog-training organizations have voted on what they consider to be the most useful for prospective puppy owners. I have included some lists as voted by members of the Association of Pet Dog Trainers (APDT)— the largest association of pet dog trainers worldwide, and the dogSTAR daily staff. Most of the books and videos may be purchased from your local bookstore, or on-line from [www.amazon.com](http://www.amazon.com).

### APDT ALLTIME TOP TEN BEST DVDs

**#1 SIRIUS Puppy Training**

Dr. Ian Dunbar

**#2 Clicker Magic**

Karen Pryor

**#3 Take A Bow Wow**

Virginia Broitman & Sheri Lippman

**#4 Training The Companion Dog (4 DVDs)**

Dr. Ian Dunbar

**#5 Clicker Fun (3 videos)**

Dr. Deborah Jones

**#6 Dog Aggression: Biting**

Dr. Ian Dunbar

**#7 The How of Bow Wow**

Virginia Broitman

**#8 Training Dogs With Dunbar**

Dr. Ian Dunbar

**#9 Calming Signals**

Turid Rugas

**#10 Puppy Love: Raise Your Dog The Clicker Way**

Karen Pryor & Carolyn Clark

dogSTARdaily's  
CANINE CLASSICS

- #1 The Culture Clash** - Jean Donaldson  
James & Kenneth Publishers, 1996.
- #2 The Other End of The Leash** - Patricia McConnell  
Ballantine Books, 2002.
- #3 Bones Would Rain From The Sky** - Suzanne Clothier  
Warner Books, 2002.
- #4 *Excel-erated Learning: Explaining How Dogs Learn and How Best to Teach Them*** - Pamela Reid  
James & Kenneth Publishers, 1996.
- #5 Don't Shoot the Dog** - Karen Pryor  
Bantam Books, 1985.
- #6 Help For Your Fearful Dog** - Nicole Wilde  
Phantom Publishing, 2006.
- #7 Behavior Problems in Dogs** - William Campbell  
Behavior Rx Systems, 1999.
- #8 Biting & Fighting** (2 DVDs) - Ian Dunbar  
James & Kenneth Publishers, 2006.
- #9 Dog Language** - Roger Abrantes  
Wakan Tanka Publishers, 1997.
- #10 How Dogs Learn** - Mary Burch & Jon Bailey  
Howell Book House, 1999.

dogSTARdaily's

**TOP TEN FUN BOOKS & DVDs**

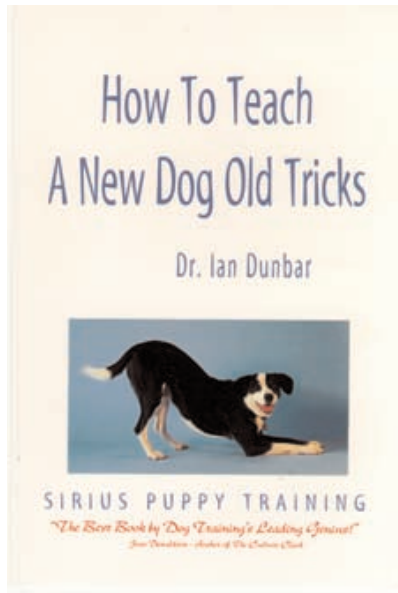
- #1 Bow Wow Take 2 & The How of Bow Wow** (2 videos)  
Virginia Broitman. North Star Canines & Co. 1997.
- #2 The Trick is in The Training** - Stephanie Taunton & Cheryl Smith. Barron's, 1998.
- #3 Fun and Games with Your Dog** - Gerd Ludwig  
Barron's, 1996.
- #4 Dog Tricks: Step by Step** - Mary Zeigenfuse & Jan Walker  
Howell Book House, 1997.
- #5 Fun & Games with Dogs** - Roy Hunter  
Howlin Moon Press, 1993.
- #6 Canine Adventures** - Cynthia Miller  
Animalia Publishing Company, 1999.
- #7 Getting Started: Clicker Training for Dogs** - Karen Pryor. Sunshine Books, 2002
- #8 Clicker Fun** (3 videos) - Deborah Jones  
Canine Training Systems, 1996.
- #9 Agility Tricks** - Donna Duford  
Clean Run Productions, 1999.
- #10 My Dog Can Do That!**  
ID Tag Company. 1991. The board game you play with your dog



dogSTARdaily's  
**TOP TEN BEST BOOKS  
FOR PUPPY OWNERS**

- #1 How to Teach a New Dog Old Tricks** - Ian Dunbar  
James & Kenneth Publishers, 1991.
- #2 Doctor Dunbar's Good Little Dog Book** - Ian Dunbar  
James & Kenneth Publishers, 1992.
- #3 Your Outta Control Puppy** - Teoti Anderson  
TFH Publications Inc, 2003.
- #4 Raising Puppies & Kids Together** - Pia Silvani  
TFH Publications Inc, 2005.
- #5 The Perfect Puppy** - Gwen Bailey  
Hamlyn, 1995. (APDT #8)
- #6 Dog Friendly Dog Training** - Andrea Arden  
IDG Books Worldwide, 2000.
- #7 Positive Puppy Training Works** - Joel Walton  
David & James Publishers, 2002.
- #8 The Power of Positive Dog Training** - Pat Miller  
Hungry Minds, 2001.
- #9 25 Stupid Mistakes Dog Owners Make** - Janine Adams  
Lowell House, 2000.
- #10 The Dog Whisperer** - Paul Owens  
Adams Media Corporation, 1999.

## How to Teach A New Dog Old Tricks — Dr. Ian Dunbar



*Fun training with toys, treats, lures, and rewards. Easy, fun-loving, dog-friendly dog training methods for teaching a new puppy old tricks (such as basic manners), or for teaching an older dog who is new to training.*

*The definitive text for lure/reward training techniques—written from the dog's point of view and emphasizing natural motivational methods to teach your dog to want to do what you want him to do!*

*Voted the #1 BEST BOOK by the Association of Pet Dog Trainers (1999).*

## SIRIUS® Puppy Training — Dr. Ian Dunbar


*Learn the gentle and enjoyable methods of off-leash socialization and training which made the SIRIUS® philosophy the international standard in pet dog training.*

*SIRIUS® Puppy Training redefined and revolutionized pet dog training.*


*SIRIUS® methods have been adopted and adapted by most progressive dog trainers worldwide.*

*Before SIRIUS® there were no puppy classes, and virtually no food lures and rewards in dog training.*




*Voted #1 BEST VIDEO (every year) by the Association of Pet Dog Trainers*




## BEFORE YOU GET YOUR PUPPY



The *GOOD LITTLE DOG BOOK* and the set of four *Training The Companion Dog* DVDs are a puppy training guide from the British television series *Dogs with Dunbar*.



*Dog Training for Children*, *Training Dogs With Dunbar* and the two *Canine Aggression* DVDs — *Biting* and *Fighting* were also adapted from the series.



Veterinarian, animal behaviorist and dog trainer Dr. Ian Dunbar is the Director of SIRIUS® Puppy Training, which holds classes in a variety of locations in the San Francisco Bay Area. Dr. Dunbar is the author of numerous books and DVDs and host of the popular British TV series *Dogs With Dunbar*. He lives in Berkeley, California with his wife Kelly, dogs Claude, Dune and Hugo and cats Ugly and Mayhem.

[dogstardaily.com](http://dogstardaily.com) is a free website for dog lovers — a daily magazine with news, blogs, articles about dog behavior, a comprehensive digital dog training textbook, plus a place to share photos and videos of *your* favorite canine companions.

We provide everything you need to know about dog training, from raising a puppy to teaching an adult dog and fixing behavior problems.

We strongly believe that proper training information is so important that it should be freely available to all, with the hope that dogs (and their humans) will be happier and healthier because of it. Please spread the word about [dogstardaily.com](http://dogstardaily.com) and email this book to anyone that you know is thinking about getting a puppy.

Puppyhood is the time to rescue unwanted adult shelter dogs. Puppy owner education is the key.

[www.dogstardaily.com](http://www.dogstardaily.com)

## DOGGY DEVELOPMENTAL DEADLINES

### ★ **1st Developmental Deadline**

**BEFORE** you search for a puppy, you need to complete *your* education about puppy education. You need to know how to select a good puppy and how puppies work. Selecting a puppy is similar to buying a car: Do lots of research and “test drive” a wide variety. But first, you need to learn how to drive.

### ★ **2nd Developmental Deadline**

Before you choose your puppy, you need to know how to assess your prospective puppy’s current socialization and educational status. Regardless of breed and breeding, if socialization, housetraining, and basic manners are not well underway by *eight weeks of age*, the puppy is already developmentally retarded.

### ★ **3rd Developmental Deadline**

Make certain that an errorless housetraining and chewtoy-training program is instituted from *the very first day* your puppy comes home.

### ★ **4th Developmental Deadline**

Your puppy needs to be socialized to people *before* he is twelve weeks old. As a rule of thumb your puppy needs to meet at least one hundred different people during his *first month at home*.

### ★ **5th Developmental Deadline**

Bite inhibition is the single most important quality a dog must learn. The narrow time window for developing a “soft mouth” begins to close at *four and a half months of age*.

### ★ **6th Developmental Deadline**

To ensure that your well-schooled puppy remains well-socialized and friendly towards people, during adolescence and adulthood, he needs to meet unfamiliar people (especially children) *every day*.

JAMES & KENNETH  
PUBLISHERS

[www.jamesandkenneth.com](http://www.jamesandkenneth.com)